



COLLEGE OF GRADUATE STUDIES

MIDDLE TENNESSEE STATE UNIVERSITY

Campus Quest!

VIRTUAL SCAVENGER HUNT



HOW TO PLAY



Step 1

Choose a task

Click the Scavenger Hunt button on the Campus Quest homepage to view the map and choose a task. They can be completed in any order.

The tasks are grouped by theme, with tasks numbered below the name of each theme. No tasks are required, but the number of tasks you complete affects your chance of winning.

5 tasks about Support Systems

4 tasks about Academics



Step 2

Complete the Task

Click the number and a Google Form will open with the task description and a spot to enter its code word. Complete the task to gain the code word.

You will also find bonus tasks included in some of the tasks.



Step 3

Earn Points

Enter the code word on the form and submit it. You'll get 2 points per regular task. The points for bonus tasks vary per task!



Step 4

Try, Try Again!

Got it wrong on the first try? That's okay! Try again! You can repeat each task as much as you need in order to get the right answer. (You'll receive points for the task only once.)

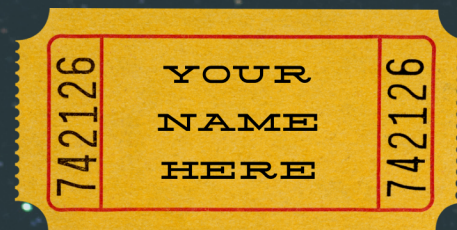




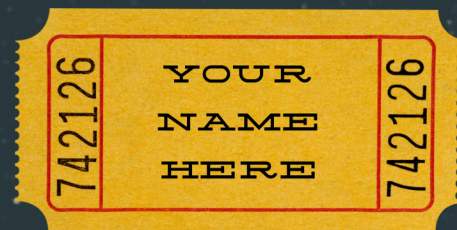
Step 5

Reach Your Goal

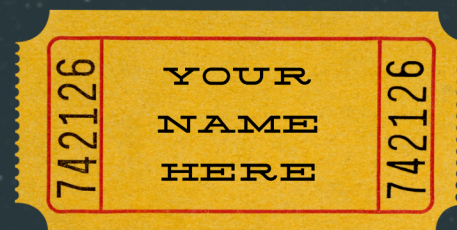
Earn prize tickets based on the number of points received. Tickets are cumulative: the more points you earn, the more tickets are entered into the drawing for you.



16 points = 1 ticket



32 points = 2 tickets



48 points = 3 tickets

It is difficult but possible to get an extra ticket with bonus tasks.
Earn 64 points for a total of 4 tickets.

Step 6

Pick Up Prizes

Your tickets will be placed in a drawing to win prizes. Limit 1 prize per winner. Winners pick their prizes in the order that their names were drawn.

Winners will be contacted about picking and collecting their prizes after August 26, so keep an eye on your email!



hats


blankets



sweatshirts

columbia shirts

dress shirt



wallets

tumblers

clear bag