




Visual Writing Project Organizer

*Note: Use this Visual Essay Organizer as a way to begin thinking about the organization of your essay and the development of your points. Remember, though, **you are not limited to four body paragraphs with two pieces of support/evidence!** Whether you use this organizer for brainstorming or for organizing a text, feel free to add boxes as you need them. See also the list of key definitions (introduction, thesis, topic sentence, support, significance, and conclusion) on the following page if you need a refresher on any of the terms used here.*

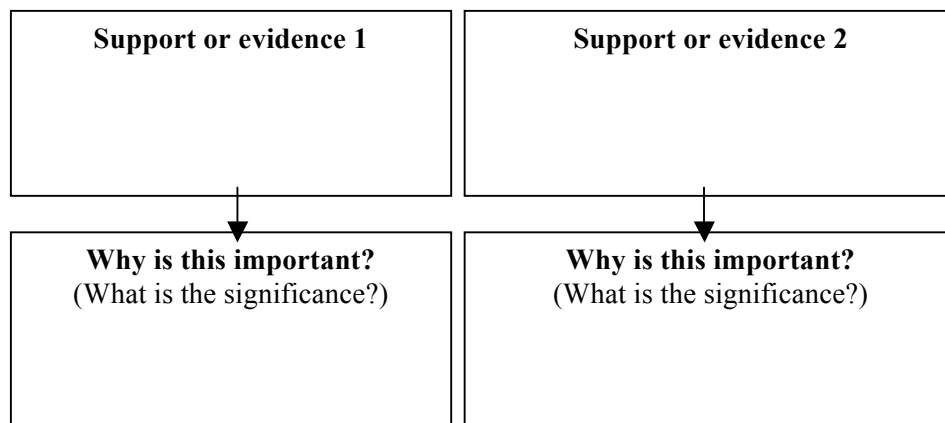
Introduction Ideas _____

Thesis Statement _____

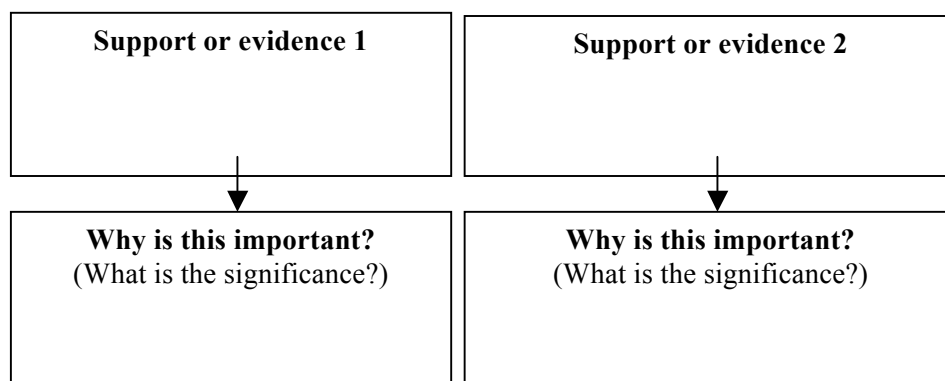
Topic Sentence _____




Topic Sentence _____



Topic Sentence _____



Topic Sentence _____



Conclusion Ideas _____

Definitions of Key Terms

The **introduction** gives the general, background information on the topic. In many cases, the thesis is the last sentence of the introduction; however, this placement of the thesis is not the only acceptable one.

A **thesis statement** is the central argument of a text, often phrased as an argument. It is a claim that indicates what you believe to be true, interesting, or valuable about your subject. The thesis may be directly stated or implied. Check with your instructor about where the thesis should be located as it may appear in the introduction or at the end of an essay.

A **topic sentence** gives the main point(s) to be discussed in a body paragraph and should relate back to the thesis.

The **support** or **evidence** is anything that you use to prove the point(s) that you are making in a paragraph. Support can come in the form of examples, anecdotes, researched information, observations, etc.

The **significance** discusses in **your own words** how the support/evidence proves your point(s). Significance is never a paraphrase of what the support/evidence says.

The **conclusion** provides closure and recaps main points. For argumentative texts, it should reiterate the importance of your main point(s). It might also leave readers with an image or impression that helps communicate the importance of what the writer has said.

Ready to begin writing? Let the Writing Center help!

Stop by LIB 362 or visit us online at mtsuhelp.mtsu.edu/mywconline to schedule an appointment.