



## May 2018 - 1st Destination Survey Results

Bill Fletcher, Director & Gigi Ghobrial, Survey Assistant  
Career Development Center

### Overview

This marks the sixth year of using the 1DS survey format. The bachelor degrees response rate is 32.4% with a six-year range of 14.4% to 32.4%. The graduate degree response rate is 27.3%, the lowest December response rate for the past six years. The six-year range is 14.1% to 27.3%. The following two charts show percentages of Plans in Place and Still Seeking for bachelor and graduate degrees for the past six years.

Year-Degree	Plans in Place	Still Seeking	Response Rate
May 2018 - Bachelor	54%	37.6	32.4%
May 2017 - Bachelor	72.2%	24.7%	17.4%
May 2016 - Bachelor	63.9%	32.5%	23.9%
May 2015 - Bachelor	70.8%	27.2%	17.3%
May 2014 - Bachelor	61.3%	35.7%	26.7%
May 2013 - Bachelor	75.1%	21.7%	12.6%

Year-Degree	Plans in Place	Still Seeking	Response Rate
May 2018 - Graduate	62.7%	33.9%	27.3%
May 2017 - Graduate	69.9%	27.5%	21.3%
May 2016 - Graduate	71.5%	28.6%	24.2%
May 2015 - Graduate	69.1%	29.9%	23.0%
May 2014 - Graduate	73.1%	24.4%	20.2%
May 2013 - Graduate	84.2%	13.2%	7.6%

#### Survey Administration

Three email surveys are sent using Emma Email Marketing. The first survey goes to students who had applied for graduation with the Registrar's Office. The second and third surveys go to students on the Registrar's official list of graduates. Graduates' primary and secondary email addresses are used. The survey is open on the 1DS website for three months.

Please note the following when using this data:

1. Respondents to the first survey who did not graduate are *not* removed from the results.
2. Graduates self-report their major, which is often incorrect, so the results may not match Banner.
3. In the case of multiple responses, only the most recent responses are counted using the last time-stamped entry.
4. Dual majors are counted twice, once for each major. Total responses reflect the number of majors, not graduates.

### Response Rate

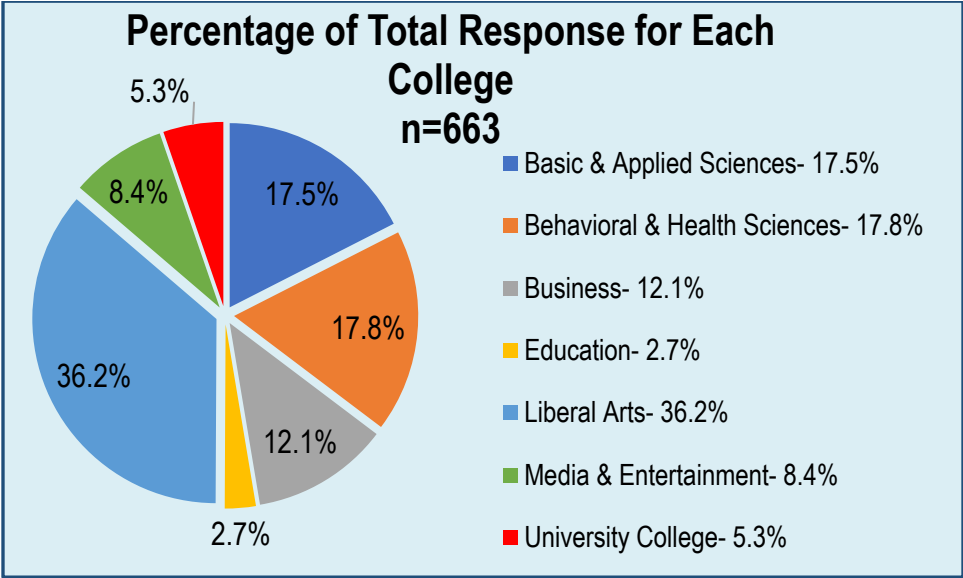
A total of 778 majors responded to the survey (baccalaureate and graduate). Two-hundred and thirteen (663) out of 2,048 bachelor degree majors responded and 115 of the 421 graduate degree majors responded. Combined, this represents a 31.5% response rate.

Majors	1DS Responses	Total # Majors	Response Rate
Majors - Bachelor	663	2,048	32.4%
Majors - Graduate	115	421	27.3%
All	778	2,469	31.5%

The rest of this report provides the results broken out by bachelor degrees followed by graduate degrees.

## Overall Bachelor Major Results

The chart below represents the percentage of total bachelor major responses from each college.



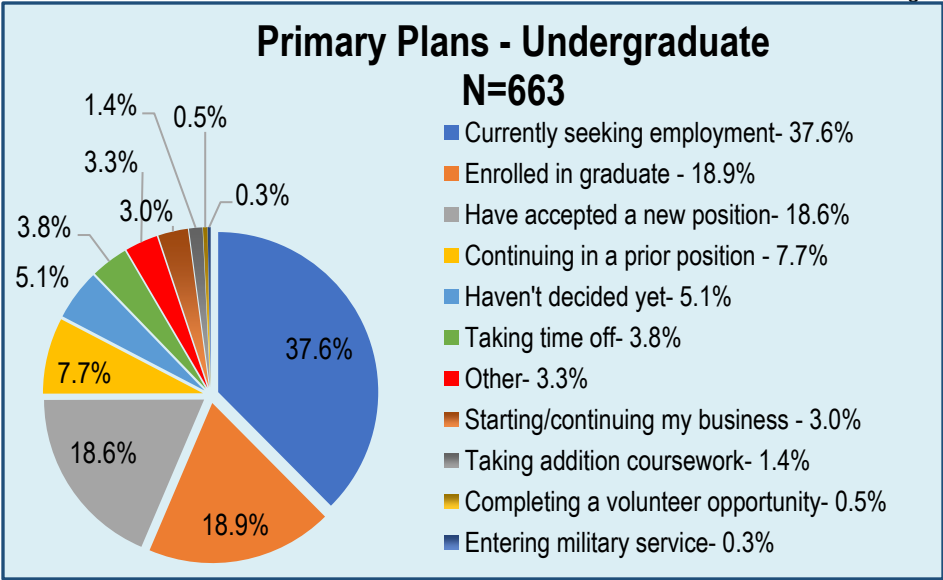
The chart below represents the response rate by college, based upon the number of bachelor degree majors awarded by each college.

College	1DS Responses	Bachelor Majors	Response Rate
Basic and Applied Science	116	399	29.1%
Behavioral and Health Sciences	118	499	23.6%
Business	80	299	26.8%
Education	18	89	20.2%
Liberal Arts	240	319	75.2%
Mass Communication	56	255	22.0%
University College	35	188	18.6%
<b>Total Bachelor Degrees/Majors</b>	<b>663</b>	<b>2048</b>	<b>32.4%</b>

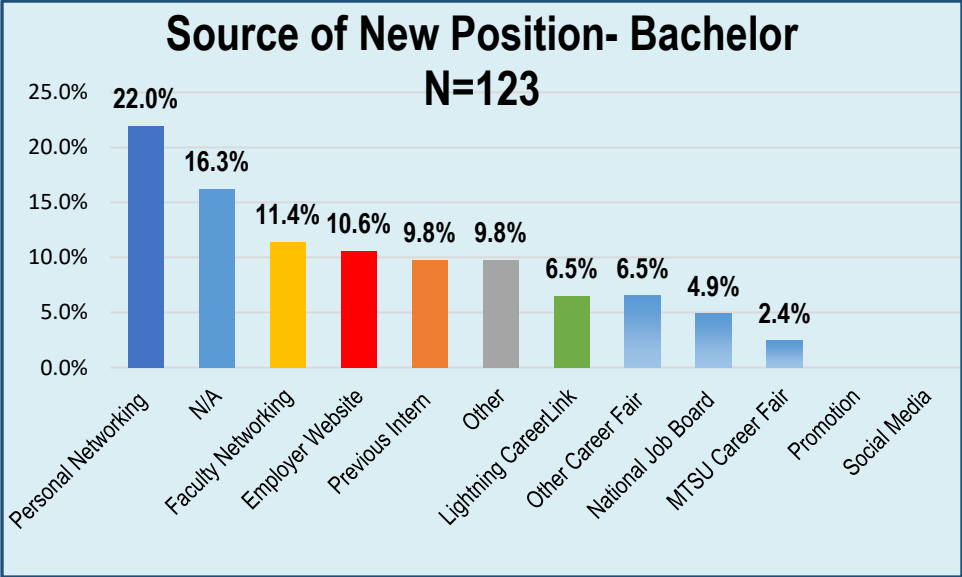
This chart represents the primary plans for the upcoming year for bachelor degree recipients.

At the conclusion of the survey period, 37.6% were still seeking employment. Another 5.1% had yet to decide on a plan, and 3.3% selected the "Other" category.

The remaining 54% of the graduating class had plans implemented.\*

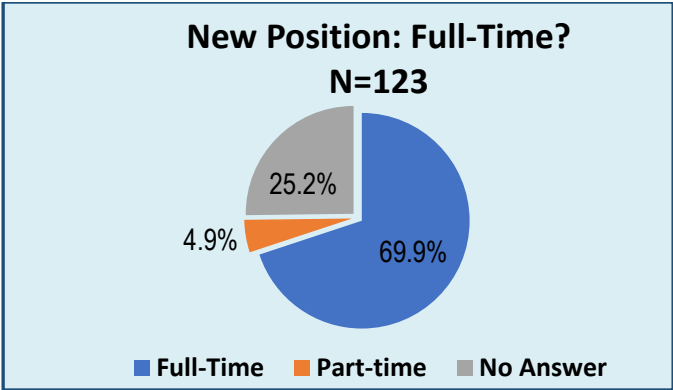
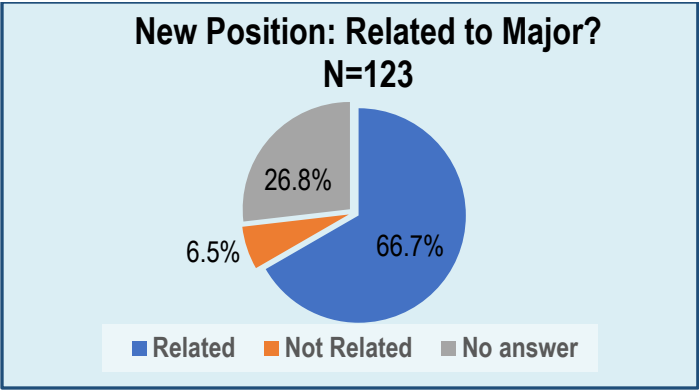


\* Percentages may not equal 100% due to rounding.



The chart to the right illustrates how new bachelor positions were secured. The top four (4) sources are **Personal Networking (22.0%)**, **No Answer (16.3%)**, **Faculty Networking (11.4%)**, and **Employer Website (10.6%)**.

The charts below show that 66.7% indicated their new position relates to their major, and 69.9% of the positions were full-time.



## Employers for New Employment

Of the 123 reporting a Full-Time New Position as their primary plan, 107 listed the name of their employer:

Employer	Major	Number
Ajax Turner	Information Systems	1
Anytime Fitness	Liberal Studies (RODP)	1
ARUP Laboratories	Pre-Professional Programs	1
ASCAP	Recording Industry: Music Business	1
BASF	Concrete Industry Management	1
Bell & Associates	Construction Management	1
Big Yellow Dog	Music Business	1
Brasfield and Gorrie	Construction Management	1
Cape Air	Aerospace: Pro Pilot	1
Capital One	Computer Science	1
Capital One	Engineering Technology: Computer Engr.	1
Cedar Grove RTC	Psychology	1
Cedar Grove RTC	Sociology	1
Cleveland City Schools	Mass Communication: Video & Film Production	1
Command Alkon Inc.	Concrete Industry Management	1
Community Christian day school	Interdisciplinary Studies	1
Cynthia Spivey	Family and Consumer Science	1
D1	Exercise Science	1
Dcs	Social Work	1
Department of Child Services	Criminal Justice Administration	1
Department of Children's Services	Criminal Justice Administration	1
Doors of Hope	Social Work	1
Doster Construction	Construction Management	1
Emory University Hospital	Nursing	1
Enterprise	Management	1
Ford Classic Homes	Construction Management	1
Government of Japan	History	1
Greenwich Transportation Underwriters	Actuarial Science	1
HCA Tristar Centennial Medical Center	Nursing	1
House	Organizational Communications	1
Jackson-Madison County General Hospital	Nursing	1
Kasai	Mechatronics Engineering	1
Kelly Services/Nissan	Business Administration	1
Kiewit	Concrete Industry Management	2
Kiewit Infrastructure West Co.	Concrete Industry Management	1
LabtronX inc	Business Administration	1
Liberty Mutual Insurance	Finance: Business Finance	1
Linda Norton's State Farm	Criminal Justice Administration	1
Marshall county board of education	Interdisciplinary Studies	1
Maschmeyer Concrete	Concrete Industry Management	1
Maury Regional Medical Center	Nursing	1
Metro Nashville Police Department	Criminal Justice Administration	1

Employer	Major	Number
Metro Nashville Public Schools	Special Education	1
Metropolitan Nashville Public Schools	Interdisciplinary Studies	1
Middle Tennessee Christian School	Music Industry	1
Monroe Harding	Social Work	1
Middle Tennessee State University	Criminal Justice Administration	1
Murfreesboro City Schools	Early Childhood Education	1
Murfreesboro City Schools	Interdisciplinary Studies	1
NCI Information Systems	Business Administration	1
Old Hickory Buildings, LLC	Global Studies	1
Old Hickory Buildings, LLC	International Relations	1
Piedmont Airlines	Aerospace: Flight Dispatch	1
Preferred Materials	Concrete Industry Management	3
Production Services	Recording Industry: Audio Production	1
Progressive	Finance: Insurance	1
Rutherford Countt BOE	Animal Science	1
Rutherford County Schools	Mathematics	3
Rutherford county schools	Interdisciplinary Studies	2
Rutherford county schools	English	1
Saint Thomas	Nursing	1
Saint Thomas Health	Nursing	1
Saint Thomas Rutherford	Nursing	1
Saint Thomas West	Nursing	1
SkyWest Airlines	Global Studies	1
St. Thomas Rutherford	Nursing	1
Stagedoor Manor	Theatre	1
starting his own business	Construction Management	1
State Farm	Marketing	1
Steritech	Nutrition and Food Science	1
Stewart Entertainment	Global Studies	1
Stewart Entertainment	Organizational Communications	1
Summit High School	Physical Education	1
teacher	Concrete Industry Management	1
TechnologyAdvice	Marketing	1
TennCare	Political Science	1
Terracon Consultants	Construction Management	1
The Whiting-Turner Contracting Company	Construction Management	1
Tier 1 Consulting	Marketing	1
Titan Formwork Systems	Concrete Industry Management	1
TNDV	Mass Communication: Video & Film Production	1
TriStar Horizon Medical Center	Nursing	1
Tristar Summit	Nursing	1
Turner Construction	Concrete Industry Management	1
University of Kentucky Children's Hospital	Nursing	1

Employer	Major	Number
University of the Nations	Environmental Science and Technology	1
US Secret Service	Political Science	1
Vanderbilt	Nursing	1
Vanderbilt University Medical Center	Nursing	1
Vanderbilt's Monroe Carell Jr. Children's Hospital	Nursing	1
VF Imagewear	Merchandising and Design	1
VF Imagewear	Textiles	1
Warren County School District	Interdisciplinary Studies	1
Warren County School District	Mathematics 6-8	1
WBIR Channel 10 News	Mass Communication: Journalism	1
Whiting Turner	Construction Management	1
Willis Towers Watson	Mathematics	1
Wilson County Government	Criminal Justice Administration	1
Wilson County Schools	History	1
WireMasters	Computer Science	1
Yazaki North America	Liberal Studies (RODP)	1
<b>Total New Employment Acceptances</b>		<b>107</b>

### Location of New Employment

Of the 123 reporting a Full-Time New Position as their primary plan, 101 listed the location of their employment. The top cities are **Nashville, TN** with 33, followed by **Murfreesboro, TN** with 20.

- Atlanta, GA (2)
- Birmingham, AL
- Boston, MA
- Brentwood, TN
- Chattanooga, TN
- Colorado, CO
- Columbia, TN (2)
- Dickson, TN
- Franklin , TN (3)
- Gallitin, TN
- Hermitage, TN
- Hyannis, MA
- Jackson, TN (2)
- Japan
- Kailua-Kona, HI
- Knoxville, TN
- La Vergne, TN
- Lakewood, CO
- LaVergne , TN
- Lebanon, TN
- Lewisburg , TN
- Lexington, KY
- Maryland, MD
- McMinnville, TN
- Memphis, TN
- Mount Juliet, TN
- Murfreesboro, TN (20)
- Nashville, TN (33)
- New York, NY
- Orlando , FL (3)
- Pensacola, FL
- Phoenix, AZ (3)
- Plano, TX
- Rockvale, TN
- Salt Lake City, UT
- Smyrna , TN (2)
- Spring Hill, TN
- Tennessee, TN
- Washington, DC

### Salary Averages of New Employment

Of the 123 reporting a Full-Time New Position as a primary plan, 91 reported their salary.

- Range: \$2,250.00 - \$90,000
- Average: \$44,750.80
- Midpoint: \$44,292.00
- Mode: \$60,000

### Salary Breakdown by Major

Of the 123 reporting a Full-Time New Position as a primary plan, 91 reported their salary. The following is a breakdown by major and college for majors with 2 or more salaries reported:

Major	College	Mode	Minimum	Midpoint	Maximum	Average
Computer Science (2)	BAS	-	\$ 50,000	\$70,000	\$ 90,000	\$ 70,000
Concrete Industry Management (11)	BAS	\$ 55,000	\$ 55,000	\$ 60,000	\$ 71,000	\$ 59,363.64
Construction Management (5)	BAS	\$ 60,000	\$ 45,000	\$ 60,000	\$ 60,000	\$ 55,400
Mathematics (4)	BAS	\$ 39,000	\$ 39,000	\$ 39,000	\$ 44,000	\$ 40,250
Criminal Justice Administration (5)	BHS	-	\$31,366.40	\$ 32,292	\$ 39,312.54	\$ 34,518.19
Nursing (14)	BHS	\$ 45,000	\$ 40,000	\$ 47,944	\$ 55,016	\$ 48,240.46
Social Work (3)	BHS	-	\$ 20,000	\$ 30,000	\$ 44,292	\$ 31,430.67
Business Administration (3)	BUS	-	\$ 37,000	\$ 45,760	\$ 60,000	\$ 47,586.67
Marketing (3)	BUS	-	\$ 35,000	\$ 44,000	\$ 70,000	\$ 49,666.67
Interdisciplinary Studies (4)	EDU	-	\$ 29,000	\$ 37,000	\$ 43,000	\$ 36,500
Global Studies (2)	LA	-	\$ 31,200	\$ 34,455.20	\$ 37,710.40	\$ 34,455.20
History (2)	LA	-	\$ 32,000	\$ 39,000	\$ 46,000	\$ 39,000
Political Science (2)	LA	-	\$ 30,000	\$ 37,500	\$ 45,000	\$ 37,500
Liberal Studies (RODP) (2)	UC	-	\$ 41,000	\$ 42,500	\$ 44,000	\$ 42,500

### Graduate and Professional School

One hundred twenty-five (125) graduates, or 18.9%, listed Graduate or Professional Schools as their primary plan. Ninety-Three (93) respondents reported the name of their graduate/ professional school:

- Alabama A&M University: Kinesiology
- Arizona State University :Mechanical Engineering
- Auburn University: Audiology(2)
- Belmont University: Master of Accountancy
- Belmont University: Law(2)
- Belmont University: Pharmacy
- Belmont University: Law
- Colorado State University: TESOL
- Georgia state university: College of Law
- Hofstra University: Mental Health Counseling
- Lee University: Christian Ministries
- Lincoln Memorial or Memphis: Law
- Lipscomb University: Masters of Physician Assistant Studies(3)
- Lipscomb University College of Pharmacy: Doctor of Pharmacy
- Lipscomb University College of Pharmacy: Pharmacy
- Louisiana State University Shreveport: Org lead
- Michigan State University: Geography(2)
- Middle Tennessee State :Computer Information Systems
- Middle Tennessee State University: Administration and Supervision, Higher Education Administration(2)
- Middle Tennessee State University: Education
- Middle Tennessee State University: International Affairs
- Middle Tennessee State University: Liberal Arts
- Middle Tennessee State University: M.Acc
- Middle Tennessee State University: Masters of Accountancy

- Middle Tennessee State University: masters of business administration
- Middle Tennessee State University: Political Science
- Middle Tennessee State University: Professional Counseling
- Middle Tennessee State University: Professional studies
- Middle Tennessee State University: Psychology
- Middle Tennessee State University: Public History(2)
- Middle Tennessee State University: School Counseling
- Middle Tennessee state university :Aviation Management
- Middle Tennessee state university :Biology
- Middle Tennessee state university :Engineering management
- Middle Tennessee state university :English Children's lit
- Middle Tennessee state university :Foreign language
- Middle Tennessee State University :Industrial Organizational Psychology (2)
- Middle Tennessee state university :Information Systems
- Middle Tennessee state university :Liberal Arts(2)
- Middle Tennessee State University :Master of Science in Computer Information Systems
- Middle Tennessee state university :MBA
- Middle Tennessee State University :Media and Communications
- Middle Tennessee state university :Professional Counseling
- Middle Tennessee State University :Professional Studies
- Middle Tennessee state university :School Counseling
- Middle Tennessee state university :School Psychology(2)
- Middle Tennessee state university :Social Work(3)
- Muskingum University: Adult Education
- Oak Brook School of Law: Law Degree
- Slippery Rock University: Higher education with Counseling
- Slippery Rock University: Student affairs in higher education with college counseling
- Tennessee State University: Occupational Therapy
- Tennessee State University :Speech language pathology
- Texas A&M: Physics
- The University of Tennessee at Martin: MBA
- The University of Tennessee Health Science Center College of Pharmacy :PharmD/MBA
- The University of Tennessee Health Science Center Memphis: Dental school
- The University of Texas at Austin: Middle Eastern Studies (2)
- University of Alabama at Birmingham: Applied Epidemiology
- University of Central Arkansas: Communication Science and Disorders
- University of Maryland: Music Performance
- University of Memphis: Clinical Nutrition
- University of Memphis: Creative writing, poetry track
- University of Memphis Law School :Juris Doctorate
- University of Michigan: Physics (2)
- University of Minnesota or Georgia State University: Political Science
- University of Nebraska-Lincoln: Music
- University of Notre Dame: Chemistry
- University of Southern California :Management



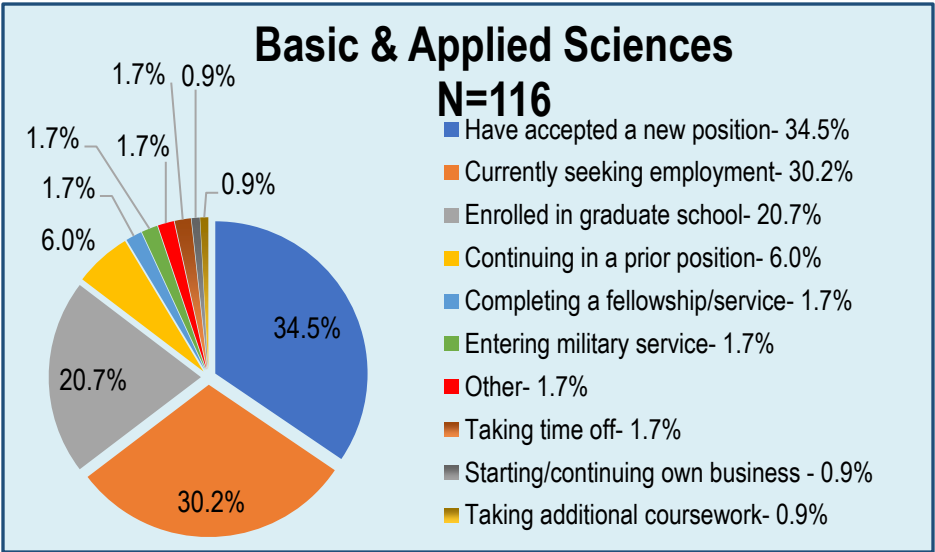
- University of Tennessee: Animal Science
- University of Tennessee: Information Science(2)
- University of Tennessee: Veterinary
- University of Tennessee at Chattanooga: Athletic Training
- University of Tennessee Health Science Center School of Medicine: Medicine (2)
- University of Tennessee Knoxville: Animal Science(2)
- University of Tennessee, Knoxville: Masters of Accounting
- University of Texas Arlington: Social Work
- Vanderbilt University Law School: Law School
- Wright State University: Boonshoft School of Medicine: School of Medicine

**College of Basic & Applied Sciences: Overview**

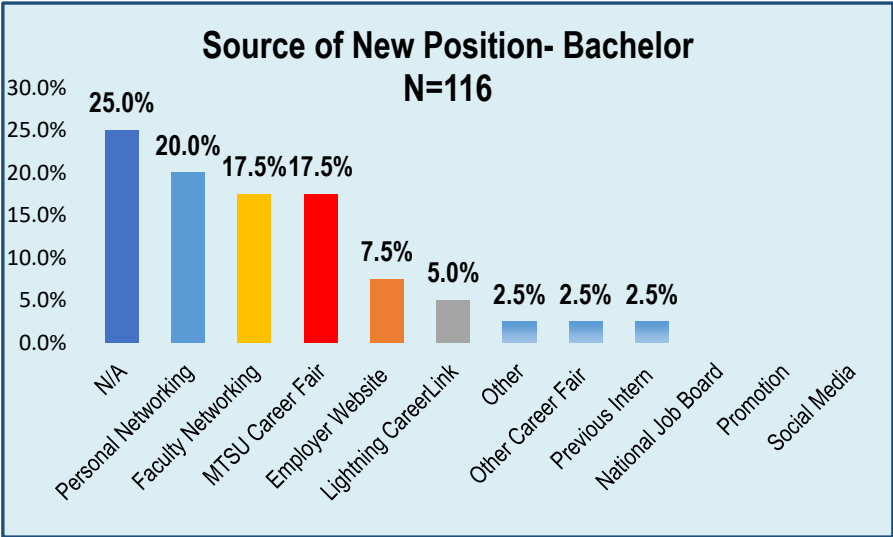
This chart represents the primary plans for the upcoming year for bachelor degree recipients.

At the conclusion of the survey period 30.2% were still seeking employment, and another 1.7% selected "Other."

The remaining 68.1% of the graduating class had plans implemented.\*

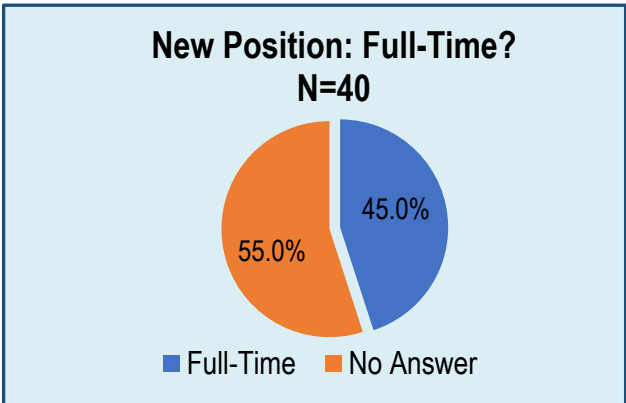
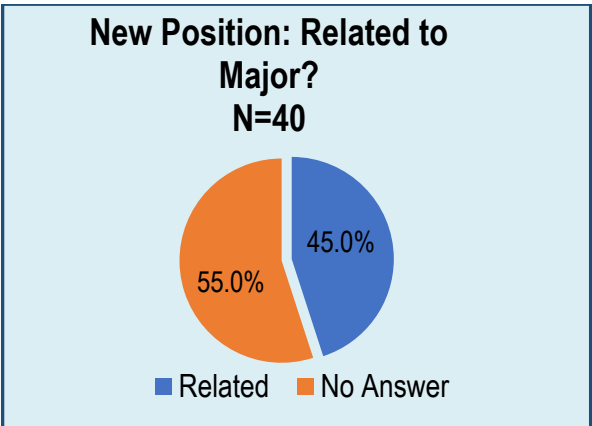


\* Percentages may not equal 100% due to rounding.



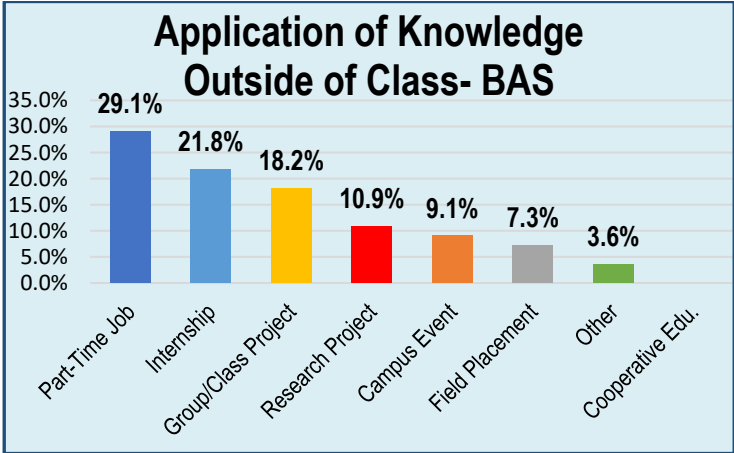
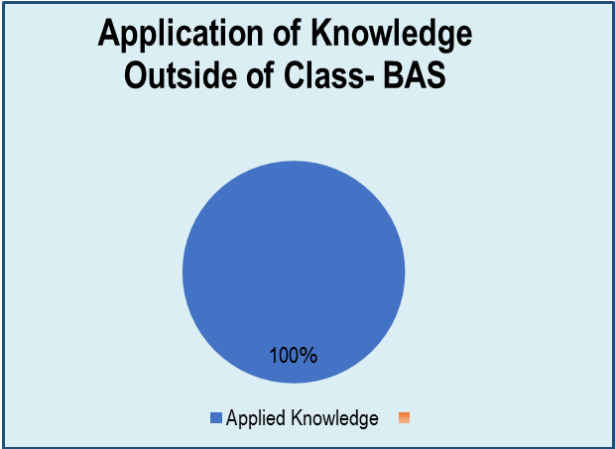
Forty (40) of the One hundred sixteen (116) graduates who stated that they have accepted a new position provided more information. The chart to the left illustrates how new positions were secured. The top four (4) sources are **No Response (25.0%), Personal Networking (20%), Faculty Networking (17.5%), and MTSU Career Fair (17.5%)**.

The charts below show that 45% indicated their new position relates to their major and 45% of the positions were full-time.



**Application of Knowledge Outside of Class – BAS**

When asked, “Have you had the opportunity to apply your academic knowledge outside of class? Check all that apply,” fifty-five (55) respondents. All 55 applied their knowledge outside of class in one or more ways. The bar graph below shows the percentage of each response for the total number of applications students selected.



**Employers for New Employment – BAS**

Of the forty (40) reporting a Full-Time New Position as their primary plan, thirty-five (35) listed the name and location of their employer, while thirty (30) provided their salaries.

Employer	Major	Number
ARUP Laboratories	Pre-Professional Programs	1
BASF	Concrete Industry Management	1
Bell & Associates	Construction Management	1
Brasfield and Gorrie	Construction Management	1
Cape Air	Aerospace: Pro Pilot	1
Capital One	Computer Science	1
Capital One	Engineering Technology: Computer Engr.	1
Command Alkon Inc.	Concrete Industry Management	1
Doster Construction	Construction Management	1
Ford Classic Homes	Construction Management	1
Greenwich Transportation Underwriters	Actuarial Science	1
Kasai	Mechatronics Engineering	1
Kiewit Infrastructure West Co.	Concrete Industry Management	3
Maschmeyer Concrete	Concrete Industry Management	1
Piedmont Airlines	Aerospace: Flight Dispatch	1
Preferred Materials	Concrete Industry Management	3
Rutherford Countt BOE	Animal Science	1
Rutherford County Schools	Mathematics	3
starting his own business	Construction Management	1
teacher	Concrete Industry Management	1

Terracon Consultants	Construction Management	1
The Whiting-Turner Contracting Company	Construction Management	1
Titan Formwork Systems	Concrete Industry Management	1
Turner Construction	Concrete Industry Management	1
University of the Nations	Environmental Science and Technology	1
VF Imagewear	Merchandising and Design	1
Whiting Turner	Construction Management	1
Willis Towers Watson	Mathematics	1
WireMasters	Computer Science	1
<b>Total Job Offers Accepted</b>		<b>35</b>

**Location of New Employment – BAS**

- Atlanta, GA
  - Birmingham, AL
  - Boston, MA
  - Brentwood, TN
  - Colorado, CO
  - Franklin, TN
- Hyannis, MA
  - Kailua-Kona, HI
  - Maryland, MD
  - Memphis, TN
  - Murfreesboro, TN (4)
  - Nashville, TN (6)
- Orlando ,FL (3)
  - Pensacola, FL
  - Phoenix, AZ (3)
  - Plano, TX (2)
  - Salt Lake City, UT
  - Smyrna, TN

**Salary Averages for New Employment – BAS**

Major	Salary
Actuarial Science	\$ 33,000.00
Aerospace: Flight Dispatch	\$ 32,000.00
Aerospace: Pro Pilot	\$ 35,000.00
Animal Science	\$ 47,500.00
Computer Science	\$ 50,000.00
Computer Science	\$ 90,000.00
Concrete Industry Management	\$ 71,000.00
Concrete Industry Management	\$ 60,000.00
Concrete Industry Management	\$ 60,000.00
Concrete Industry Management	\$ 55,000.00
Concrete Industry Management	\$ 55,000.00
Concrete Industry Management	\$ 60,000.00
Concrete Industry Management	\$ 55,000.00
Concrete Industry Management	\$ 55,000.00
Concrete Industry Management	\$ 55,000.00
Concrete Industry Management	\$ 60,000.00
Concrete Industry Management	\$ 67,000.00
Construction Management	\$ 60,000.00
Construction Management	\$ 60,000.00
Construction Management	\$ 52,000.00
Construction Management	\$ 45,000.00
Construction Management	\$ 60,000.00
Engineering Technology: Computer Engr.	\$ 90,000.00

Mathematics	\$ 39,000.00
Mathematics	\$ 44,000.00
Mathematics	\$ 39,000.00
Mathematics	\$ 39,000.00
Mechatronics Engineering	\$ 550,000.00
Merchandising and Design	\$ 44,000.00
Pre-Professional Programs	\$ 49,500.00
<b>Average Salary</b>	<b>\$ 70,400.00</b>

### Graduate School – BAS

Of the twenty-four (24) graduates who selected Graduate & Professional School as their primary plan, twenty (20) listed his/her institution:

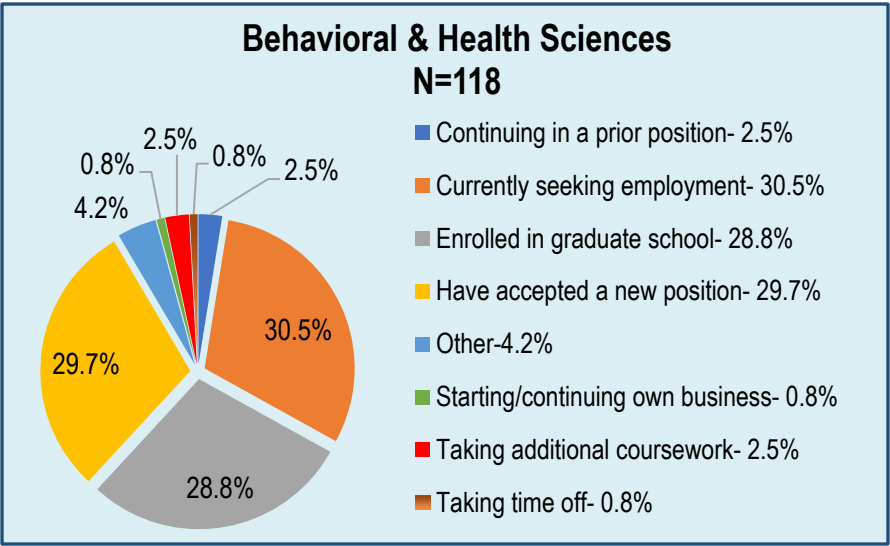
- Arizona State University : Mechanical Engineering , Ph.D.
- Belmont University: Pharmacy, Pharm.D.
- Lipscomb University: Masters of Physician Assistant Studies, M.S.(2)
- Lipscomb University College of Pharmacy: Doctor of Pharmacy, Pharm.D.
- Lipscomb University College of Pharmacy: Pharmacy, Pharm.D
- Middle Tennessee State University : Engineering management, M.S.
- Middle Tennessee State University : Biology, MS
- Middle Tennessee State University : Information Systems , MS
- Texas A&M: Physics, Ph.D.
- University of Michigan: Physics, Ph.D.
- University of Notre Dame: Chemistry, Ph.D.
- University of Tennessee: Veterinary , DVM
- University of Tennessee: Animal Science, MS
- University of Tennessee Health Science Center: Medicine, M.D.
- University of Tennessee Knoxville: Animal Science, M.S.(2)
- University of Tennessee Health Science Center College of Pharmacy : PharmD/MBA
- University of Tennessee Health Science Center Memphis: Dental school, DDS
- Wright State University: Boonshoft School of Medicine: School of Medicine, M.D.

**College of Behavioral & Health Sciences: Overview**

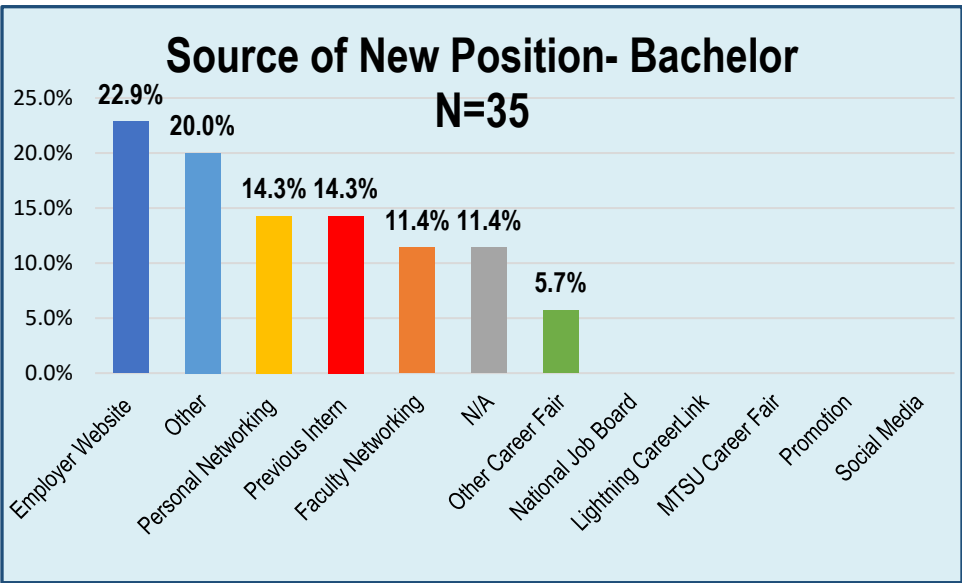
This chart represents the primary plans for the upcoming year for bachelor degree recipients.

At the conclusion of the survey period, 30.5% were still seeking employment and another 4.2% selected "Other."

The remaining 65.3% of the graduating class had plans implemented.\*

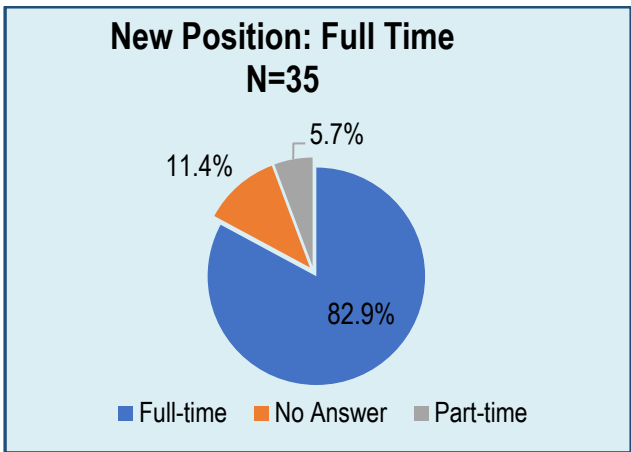
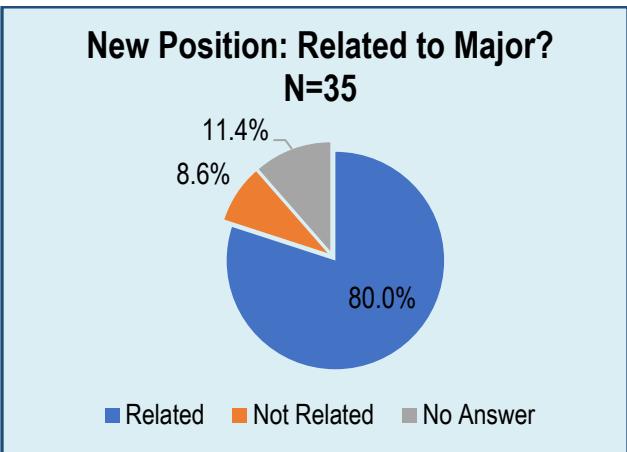


\* Percentages may not equal 100% due to rounding.



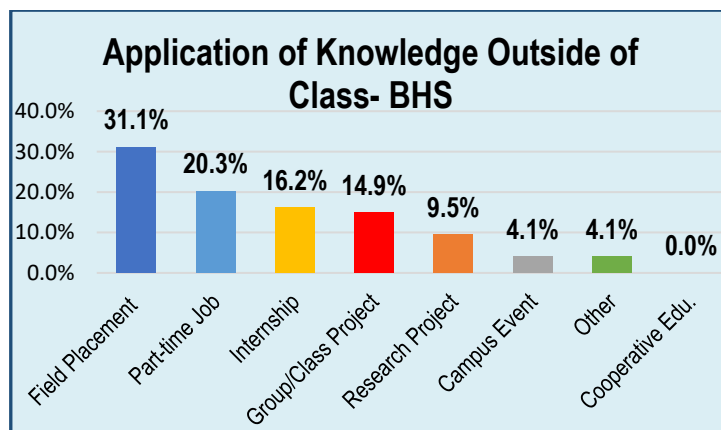
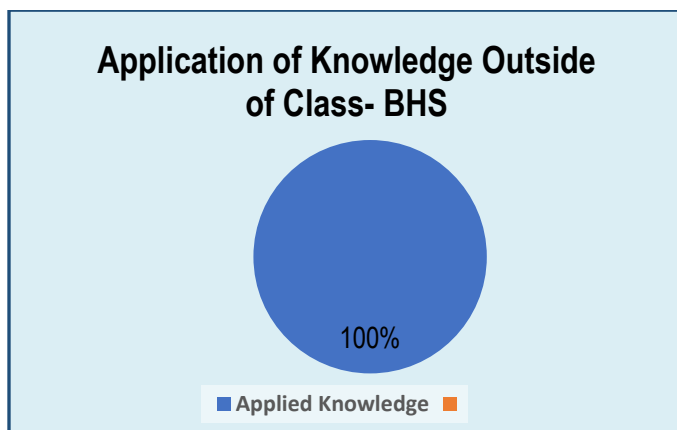
The thirty-five (35) graduates who stated that they have accepted a new position provided more information. The chart to the left illustrates how new positions were secured. The top (4) sources were **Employer Website (22.9%)**, **Other (20.0%)**, **Personal Networking (18.2%)**, and **Faculty Networking (11.4%)**.

The charts below show that 80.0% indicated their new position relates to their major and 82.9% of the positions were full-time.



### Application of Knowledge Outside of Class – BHS

When asked, “Have you had the opportunity to apply your academic knowledge outside of class? Check all that apply,” 100% of respondents applied their knowledge outside of class in one or more ways. The bar graph below shows the percentage of each response for the total number of applications students selected.



### Employers for New Employment – BHS

Of the thirty-five (35) reporting a Full-Time New Position as their primary plan, thirty (30) listed the name and location of their employer, as well as their accepted salary:

Employer	Major	Number
Cedar Grove RTC	Psychology	1
Cynthia Spivey	Family and Consumer Science	1
D1	Exercise Science	1
Dcs	Social Work	1
Department of Children’s Services	Criminal Justice Administration	2
Doors of Hope	Social Work	1
Emory University Hospital	Nursing	1
HCA Tristar Centennial Medical Center	Nursing	1
Jackson-Madison County General Hospital	Nursing	1
Linda Norton’s State Farm	Criminal Justice Administration	1
Maury Regional Medical Center	Nursing	1
Metro Nashville Police Department	Criminal Justice Administration	1
Monroe Harding	Social Work	1
Middle Tennessee State University	Criminal Justice Administration	1
Saint Thomas Health	Nursing	2
Saint Thomas Rutherford	Nursing	2
Saint Thomas West	Nursing	1
Steritech	Nutrition and Food Science	1
Summit High School	Physical Education	1
TriStar Horizon Medical Center	Nursing	1
Tristar Summit	Nursing	1
University of Kentucky Children's Hospital	Nursing	1
Vanderbilt	Nursing	1

Vanderbilt University Medical Center	Nursing	1
Vanderbilt's Monroe Carell Jr. Children's Hospital	Nursing	1
VF Imagewear	Textiles	1
Wilson County Government	Criminal Justice Administration	1
<b>Total Job Offers Accepted</b>		<b>30</b>

**Location of New Employment – BHS**

- Atlanta, GA
  - Columbia, TN(2)
  - Dickson, TN
  - Franklin, TN
- Hermitage, TN
  - Jackson, TN(2)
  - Lebanon, TN
  - Lexington, KY
- Murfreesboro TN(6)
  - Nashville, TN(14)
  - Spring Hill, TN

**Salary Averages for New Employment – BHS**

Major: Concentration	Salary
Criminal Justice Administration	\$ 37,440.00
Criminal Justice Administration	\$ 32,180.00
Criminal Justice Administration	\$ 39,312.54
Criminal Justice Administration	\$ 31,366.40
Criminal Justice Administration	\$ 32,292.00
Nursing	\$ 49,358.40
Nursing	\$ 47,944.00
Nursing	\$ 47,944.00
Nursing	\$ 55,016.00
Nursing	\$ 54,080.00
Nursing	\$ 40,000.00
Nursing	\$ 47,944.00
Nursing	\$ 45,000.00
Nursing	\$ 45,000.00
Nursing	\$ 54,080.00
Nursing	\$ 45,000.00
Nursing	\$ 46,000.00
Nursing	\$ 45,000.00
Nursing	\$ 53,000.00
Nutrition and Food Science	\$ 40,000.00
Physical Education	\$ 41,000.00
Psychology	\$ 16,000.00
Social Work	\$ 44,292.00
Social Work	\$ 30,000.00
Social Work	\$ 20,000.00
Textiles	\$ 44,000.00
<b>Average Salary</b>	<b>\$ 41,663.44</b>



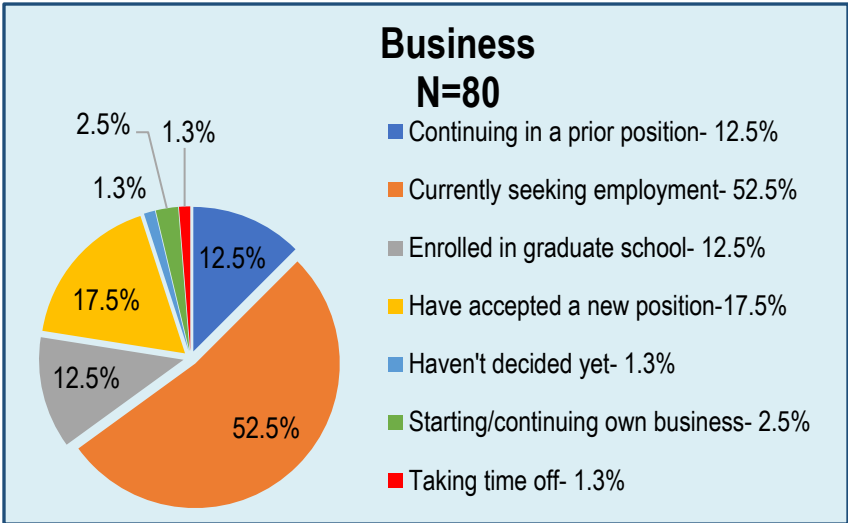
## Graduate School – BHS

Of the thirty-four (34) graduates who selected Graduate & Professional School as their primary plan, twenty-nine (29) listed his/her institution:

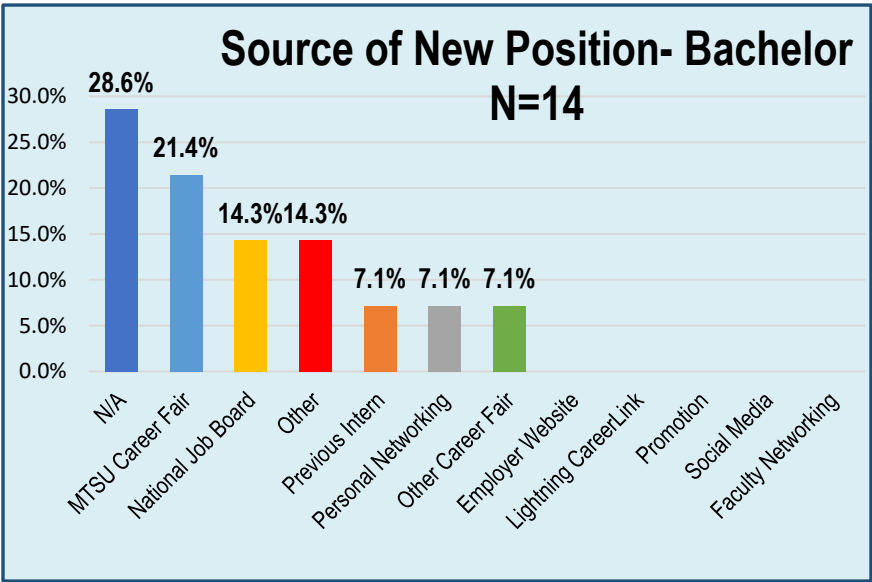
- Alabama A&M University: Kinesiology, M.S.
- Auburn University: Audiology, Au. D (2)
- Belmont University School of Law: Law, J.D.
- Hofstra University: Mental Health Counseling, M.A
- Lincoln Memorial or Memphis: Law, J.D.
- Middle Tennessee State University: School Counseling, M.Ed.
- Middle Tennessee State University: Professional Counseling, LPC
- Middle Tennessee State University: Professional studies, M.S
- Middle Tennessee State University : Industrial Organizational Psychology , M.S.(2)
- Middle Tennessee State University : Professional Studies, M.S.
- Middle Tennessee state university : Professional Counseling , M.S.
- Middle Tennessee state university : School Counseling , M.S.
- Middle Tennessee state university : School Psychology, M.S.
- Middle Tennessee state university : Social work , MSW
- Muskingum University: Adult Education, M.Ed
- still searching for school: community and public Health, M.S.
- Tennessee State University: Occupational Therapy, M.S.
- Tennessee State University: Speech language pathology , M.S
- University of Alabama at Birmingham: Applied Epidemiology , MSPH
- University of Central Arkansas: Communication Science and Disorders, M.S.
- University of Memphis: Clinical Nutrition, M.S.
- University of Memphis Law School : Juris Doctorate , J.D
- University of Southern California : Management, M.S
- University of Tennessee at Chattanooga: Athletic Training, M.S.
- University of Tennessee Health Science Center School of Medicine: Medicine, M.D.
- University of Texas Arlington: Social Work, MSW

**College of Business: Overview**

This chart represents the primary plans for the upcoming year for bachelor degree recipients. At the conclusion of the survey period, 17.5% were still seeking employment, and 2.5% had yet to decide. The remaining 80.0% of the graduating class had plans implemented.

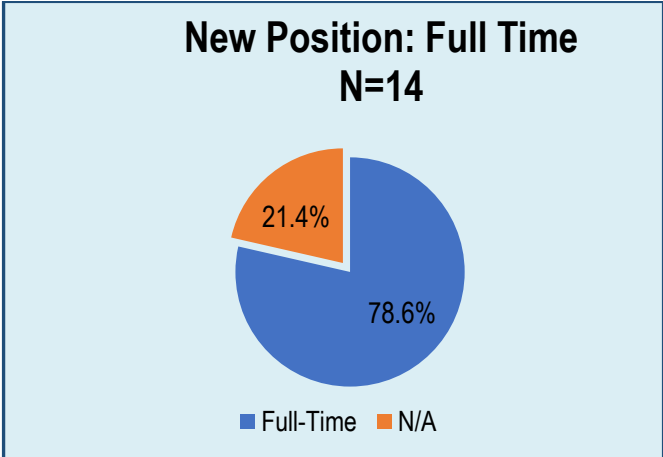
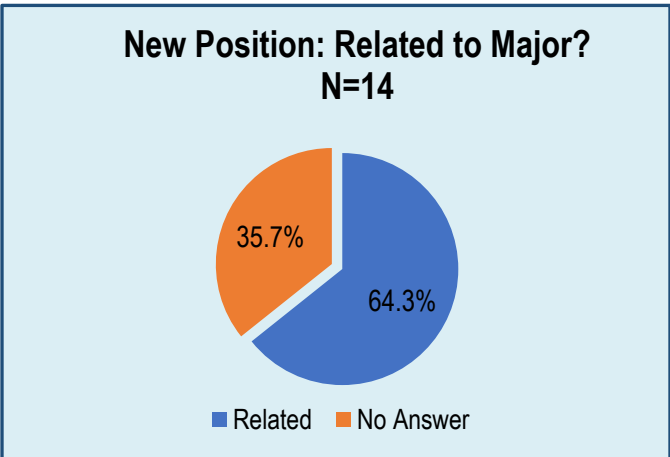


\*Percentages may not equal 100% due to rounding.



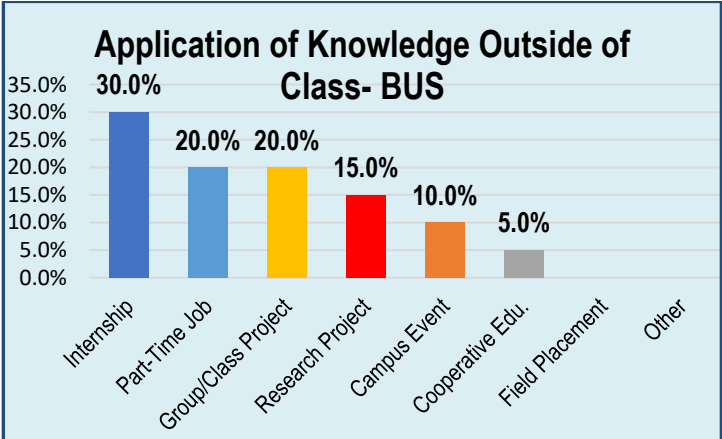
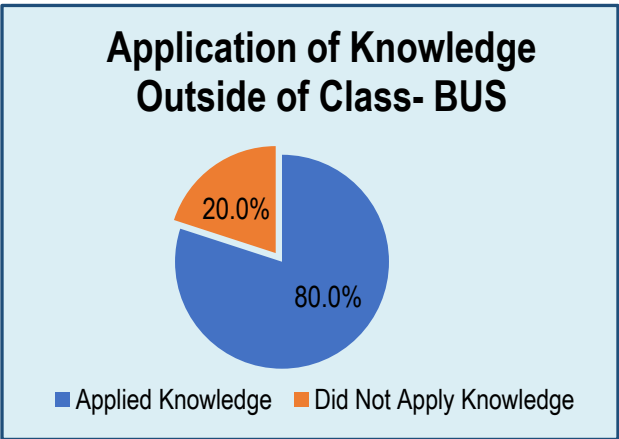
The fourteen (14) graduates who stated that they have accepted a new position provided more information. The chart to the left illustrates how new positions were secured. The top (4) sources were **No Response (28.6%)**, **MTSU Career Fair (21.4%)**, **National Job Board (14.3%)**, and **“Other” (14.3%)**.

The charts below show that 64.3% indicated their new position relates to their major and 78.6% of the positions were full-time.



**Application of Knowledge Outside of Class – BUS**

When asked, “Have you had the opportunity to apply your academic knowledge outside of class? Check all that apply,” 80.0% of respondents applied their knowledge outside of class in one or more ways. The bar graph below shows the percentage of each response for the total number of applications students selected.



**Employers for New Employment – BUS**

Of the ten (10) reporting a Full-Time New Position as their primary plan, all listed the name and location of their employer, as well as their accepted salary:

Employer	Major	Number
Ajax Turner	Information Systems	1
Enterprise	Management	1
Kelly Services/Nissan	Business Administration	1
LabtronX inc	Business Administration	1
Liberty Mutual Insurance	Finance: Business Finance	1
NCI Information Systems	Business Administration	1
Progressive	Finance: Insurance	1
State Farm	Marketing	1
Technology Advice	Marketing	1
Tier 1 Consulting	Marketing	1
<b>Total Job Offers Accepted</b>		<b>10</b>

**Location of New Employment – BUS**

- Chattanooga, TN
- Lakewood, CO
- Murfreesboro, TN
- Gallitin, TN
- LaVergne, TN
- Nashville, TN (4)

**Salary Averages for New Employment – BUS**

Major	Salary
Business Administration	\$ 37,000.00
Business Administration	\$ 60,000.00

Business Administration	\$ 45,760.00
Finance: Business Finance	\$ 42,000.00
Finance: Insurance	\$ 45,000.00
Information Systems	\$ 50,000.00
Management	\$ 40,000.00
Marketing	\$ 70,000.00
Marketing	\$ 35,000.00
Marketing	\$ 44,000.00
<b>Average Salary</b>	<b>\$ 46,876.00</b>

### **Graduate School – BUS**

Of the eight (8) graduates who selected Graduate & Professional School as their primary plan, all listed his/her institution:

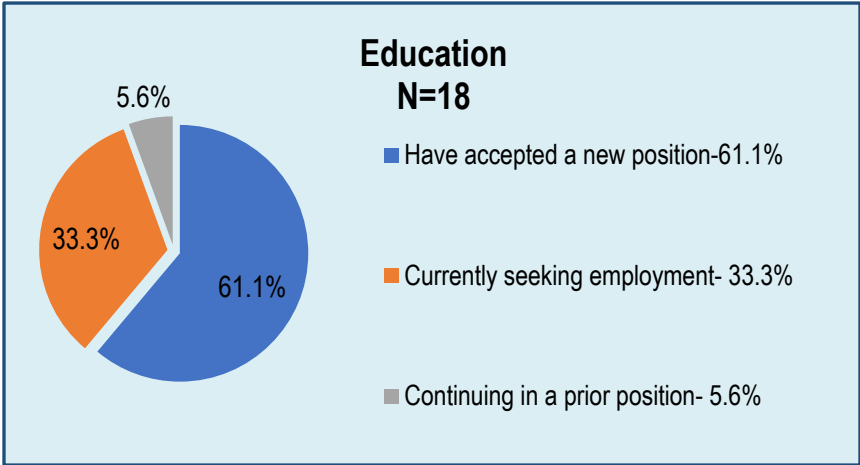
- Middle Tennessee State University: Computer Information Systems , M.S.
- Middle Tennessee State University: Masters of Accountancy, Macc
- Middle Tennessee State University: M.Acc
- Middle Tennessee State University: masters of business administration , MBA
- Middle Tennessee State University: Master of Science in Computer Information Systems, MS
- Middle Tennessee State University: MBA, M.B.A.
- University of Tennessee, Knoxville: Masters of Accounting , MAcc
- The University of Tennessee at Martin: MBA, MBA

**College of Education: Overview**

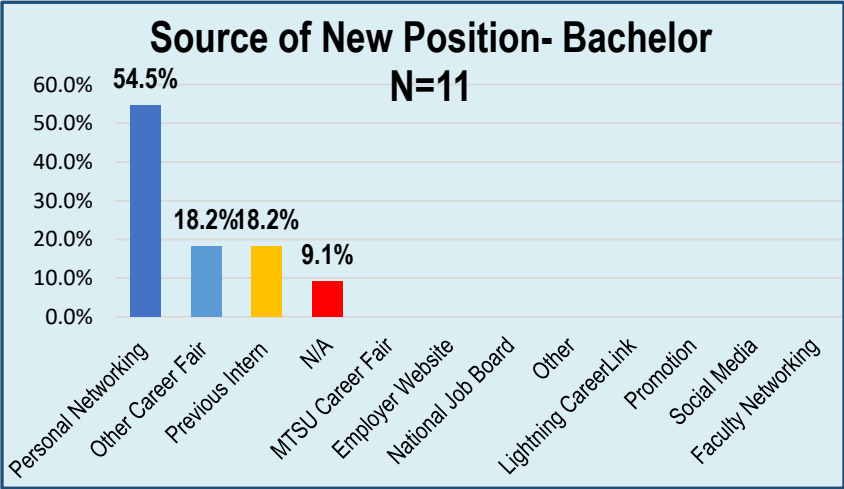
This chart represents the primary plans for the upcoming year for bachelor degree recipients.

At the conclusion of the survey period, 33.3% were still seeking employment.

The remaining 66.7% of the graduating class had plans implemented.\*

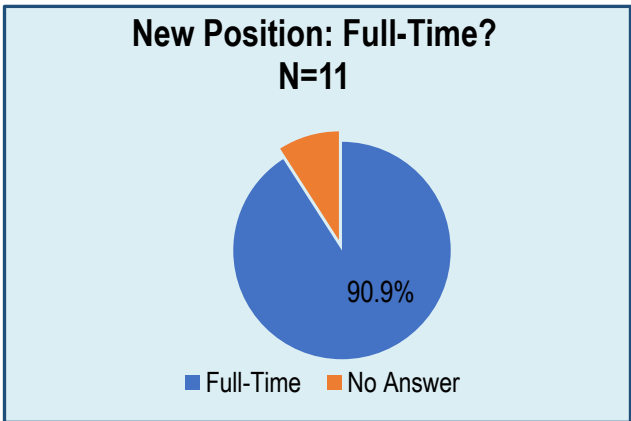
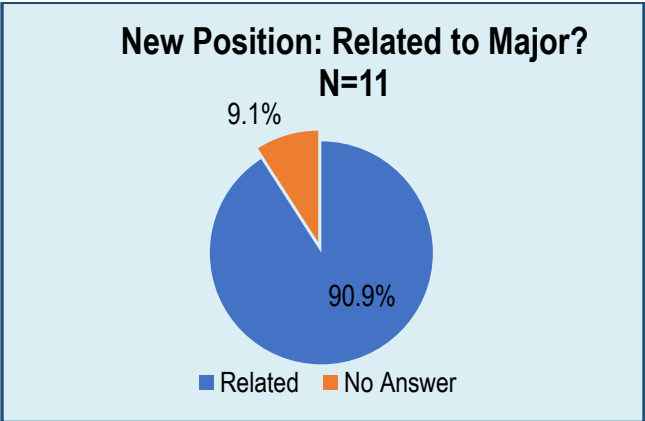


\*Percentages may not equal 100% due to rounding.



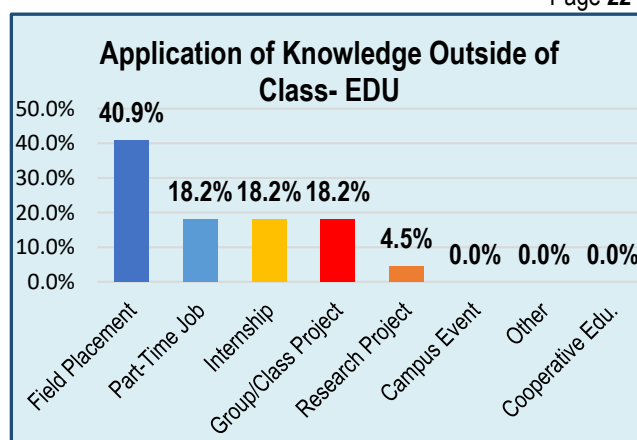
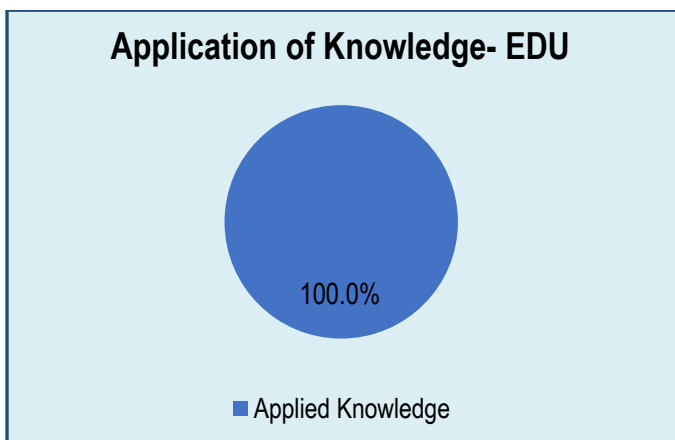
The three (3) graduates who stated that they have accepted a new position provided more information. The chart to the left illustrates how new positions were secured. The top (4) sources were **Personal Networking (54.5%)**, **Other Career Fair (18.2%)**, **Previous Intern (18.2)**, and **No Response (9.1%)**.

The charts below show that 90.9% indicated their new position relates to their major and 90.9% of the positions were full-time.



**Application of Knowledge Outside of Class – EDU**

When asked, “Have you had the opportunity to apply your academic knowledge outside of class? Check all that apply,” 100.0% of respondents applied their knowledge outside of class in one or more ways. The bar graph below shows the percentage of each response for the total number of applications students selected.



### Employers for New Employment – EDU

Of the ten (10) reporting a Full-Time New Position as their primary plan, all listed the name and location of their employer, as well as their accepted salary:

Employer	Major	Number
Community Christian day school	Interdisciplinary Studies	1
Marshall county board of education	Interdisciplinary Studies	1
Metro Nashville Public Schools	Special Education	1
Metropolitan Nashville Public Schools	Interdisciplinary Studies	1
Murfreesboro City Schools	Interdisciplinary Studies	1
Murfreesboro City Schools	Early Childhood Education	1
Rutherford county schools	Interdisciplinary Studies	2
Warren County School District	Interdisciplinary Studies	1
Warren County School District	Mathematics 6-8	1
<b>Total Job Offers Accepted</b>		<b>10</b>

### Location of New Employment – EDU

- Lewisburg, TN
- Murfreesboro, TN (3)
- Rockvale, TN
- McMinnville, TN(2)
- Nashville, TN(2)
- Smyrna, TN

### Salary Averages for New Employment – EDU

Major	Salary
Early Childhood Education	\$ 40,000.00
Interdisciplinary Studies	\$ 29,000.00
Interdisciplinary Studies	\$ 35,000.00
Interdisciplinary Studies	\$ 43,000.00
Interdisciplinary Studies	\$ 39,000.00
<b>Average Salary</b>	<b>\$ 37,200.00</b>

### Graduate School – EDU

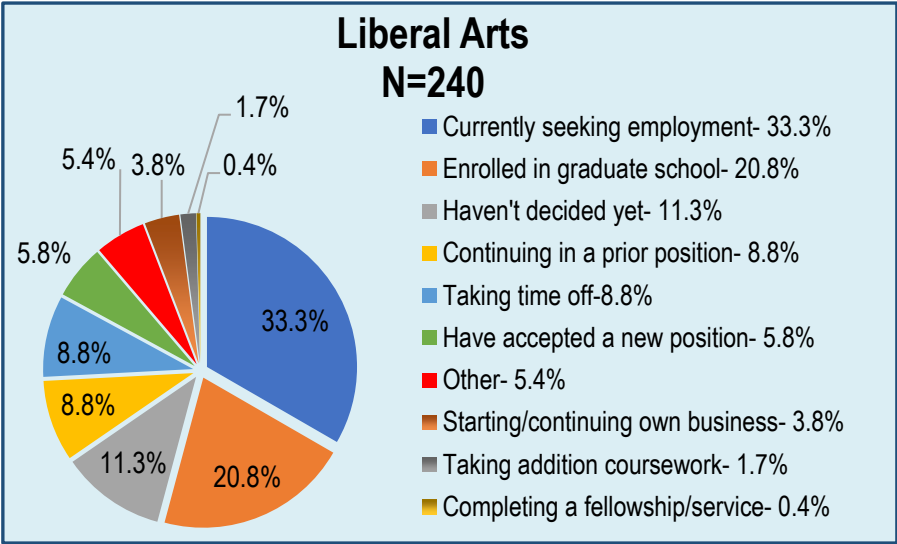
No graduates selected attending graduate school as their primary plan.

**College of Liberal Arts: Overview**

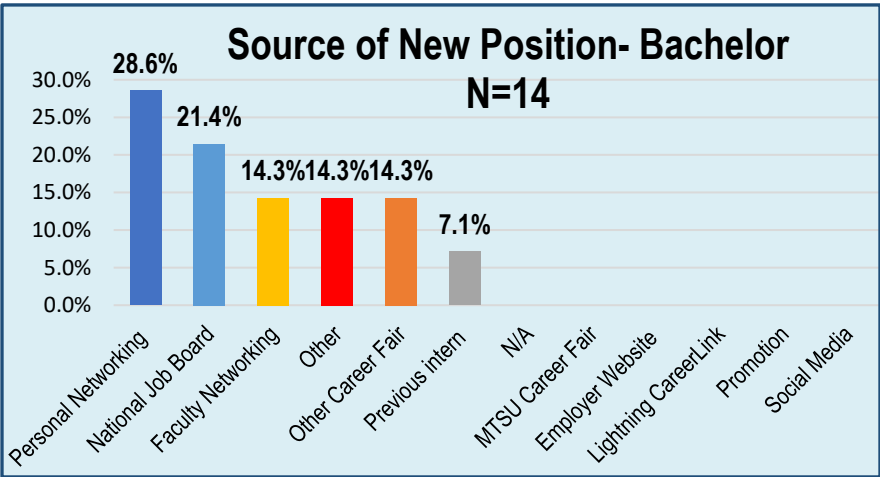
This chart represents the primary plans for the upcoming year for bachelor degree recipients.

At the conclusion of the survey period, 33.3% were still seeking employment, 11.3% had yet to decide and another 50% selected "Other."

The remaining 69.27% of the graduating class had plans implemented.\*

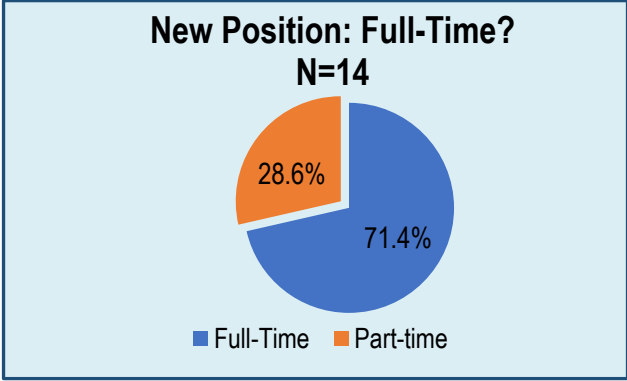
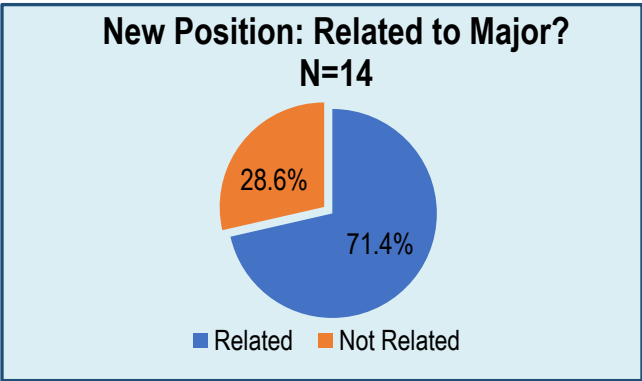


\* Percentages may not equal 100% due to rounding.



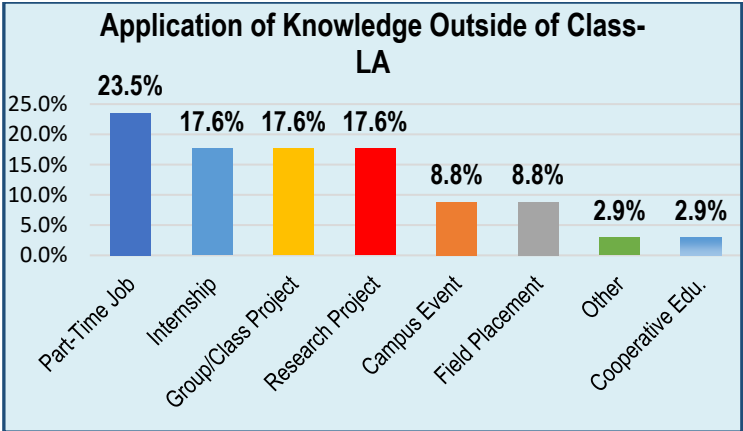
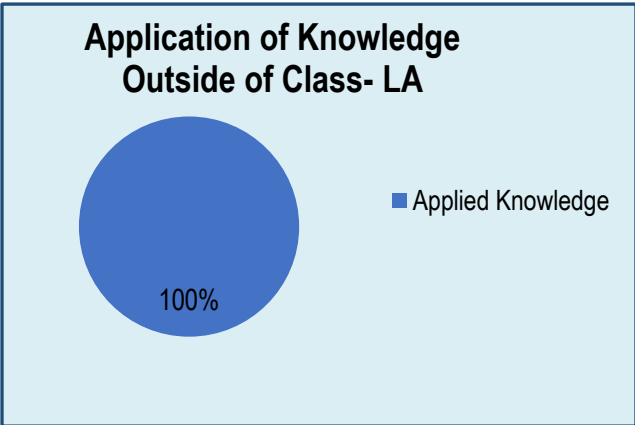
The fourteen (14) graduates who stated that they have accepted a new position provided more information. The chart to the left illustrates how new positions were secured. The top (4) source was **Personal Networking (28.6%)**, **National Job Board (21.4%)**, **Faculty Networking (14.3%)**, and **Other (14.3%)**.

The charts below show that 71.4% indicated their new position relates to their major and 71.4% of the positions were full-time.



**Application of Knowledge Outside of Class – LA**

When asked, “Have you had the opportunity to apply your academic knowledge outside of class? Check all that apply,” 100% of respondents applied their knowledge outside of class in one or more ways. The bar graph below shows the percentage of each response for the total number of applications students selected.



**Employers for New Employment – LA**

Of the fourteen (14) reporting a Full-Time New Position as their primary plan, all listed the name and location of their employer, as well as their accepted salary:

Employer	Major	Number
Cedar Grove RTC	Sociology	1
Government of Japan	History	1
House	Organizational Communications	1
Middle Tennessee Christian School	Music Industry	1
Old Hickory Buildings, LLC	Global Studies	1
Old Hickory Buildings, LLC	International Relations	1
Rutherford county schools	English	1
SkyWest Airlines	Global Studies	1
Stagedoor Manor	Theatre	1
Stewart Entertainment	Global Studies	1
Stewart Entertainment	Organizational Communications	1
TennCare	Political Science	1
US Secret Service	Political Science	1
Wilson County Schools	History	1
<b>Total Job Offers Accepted</b>		<b>14</b>

**Location of New Employment – LA**

- Japan
- Mount Juliet, TN
- Murfreesboro, TN(5)
- Nashville, TN(4)
- New York, NY
- Washington, DC



### Salary Averages for New Employment – LA

Major	Salary
English	\$ 39,353.00
Global Studies	\$ 31,200.00
Global Studies	\$ 37,710.40
History	\$ 32,000.00
History	\$ 46,000.00
International Relations	\$ 31,200.00
Music Industry	\$ 83,200.00
Organizational Communications	\$ 33,600.00
Political Science	\$ 30,000.00
Political Science	\$ 45,000.00
Sociology	\$ 16,000.00
Theatre	\$ 2,250.00
<b>Average Salary</b>	<b>\$ 35,626.12</b>

### Graduate School – LA

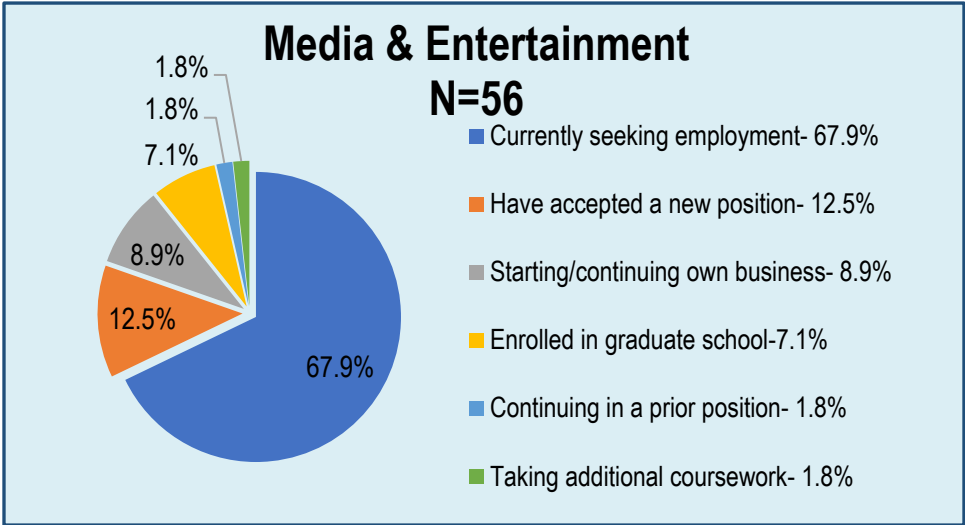
Of the thirty-five (35) graduates who selected Graduate & Professional School as their primary plan, all listed his/her institution:

- Belmont School of Law: Law, J.D.(2)
- Colorado State University: TESOL, M.A.
- Lee University: Christian Ministries , M.Div.
- Lipscomb University: Masters of Physician Assistant Studies, M.S.
- Louisiana State University Shreveport: Org lead, MBA
- Michigan State University: Geography, M.S.
- Michigan State University: Geography, M.S./Ph.D.
- Middle Tennessee State University: Liberal Arts, MS
- Middle Tennessee State University: Psychology, M.S.
- Middle Tennessee State University: Public History, MBA (2)
- Middle Tennessee State University: Administration and Supervision, Higher Education Administration, M. ED. (2)
- Middle Tennessee State University: International Affairs, MBA
- Middle Tennessee State University: Political Science, B.A.
- Middle Tennessee State University: Education, MA
- Middle Tennessee State University: Liberal Arts, MA (2)
- Middle Tennessee State University: English Children's lit, MA
- Middle Tennessee State University: Foreign language , MBA
- Middle Tennessee State University: School Psychology, M.S.
- Oak Brook School of Law: Law Degree, JD
- Slippery Rock University: Higher education with Counseling, M.S.
- Slippery Rock University: Student affairs in higher education with college counseling, M.Ed.
- The University of Texas at Austin: Middle Eastern Studies, M.A. (2)
- University of Maryland: Music Performance, MM
- University of Memphis: Creative writing, poetry track, MFA
- University of Michigan: Physics, Ph.D.
- University of Minnesota or Georgia State University: Political Science, Ph.D.

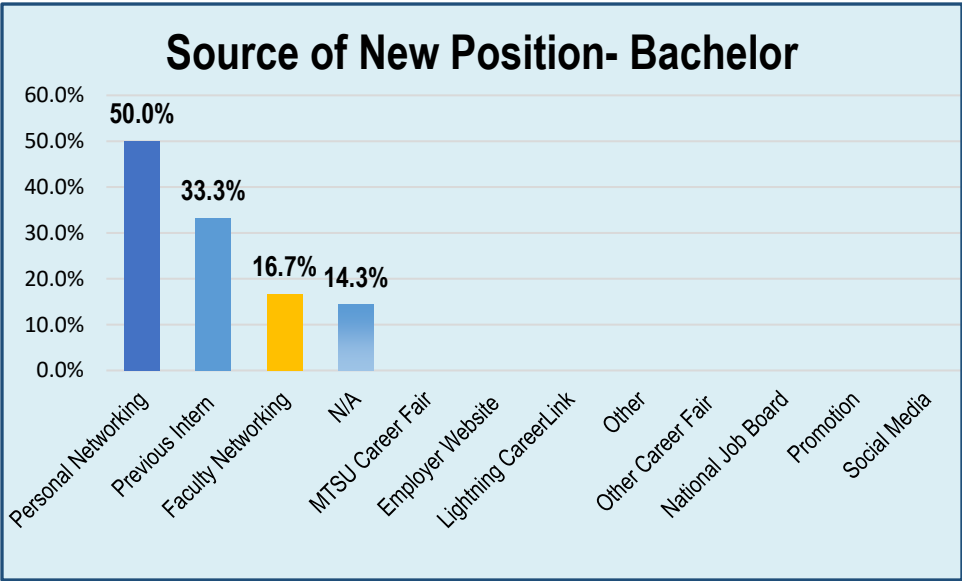
- University of Nebraska-Lincoln: Music, M.M.
- University of Tennessee: Information Science, M.S. (2)
- Vanderbilt University Law School: Law School, J.D.

**College of Media & Entertainment: Overview**

This chart represents the primary plans for the upcoming year for bachelor degree recipients. At the conclusion of the survey period, 55.9% were still seeking employment. The remaining 44.1% of the graduating class had plans implemented.\*

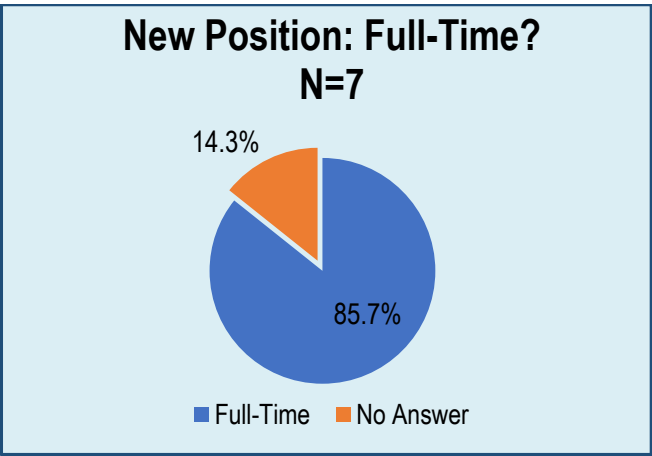
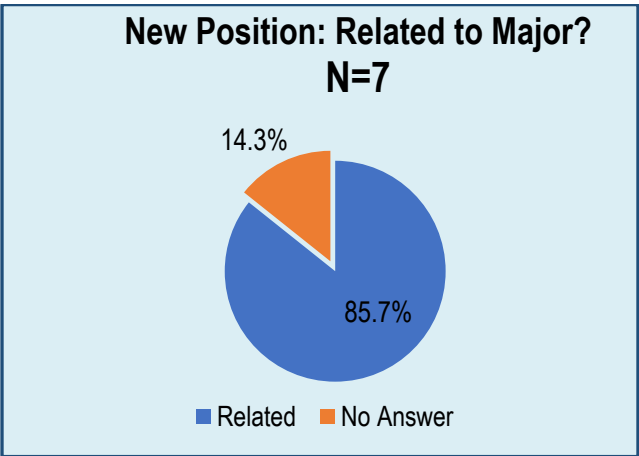


\* Percentages may not equal 100% due to rounding.



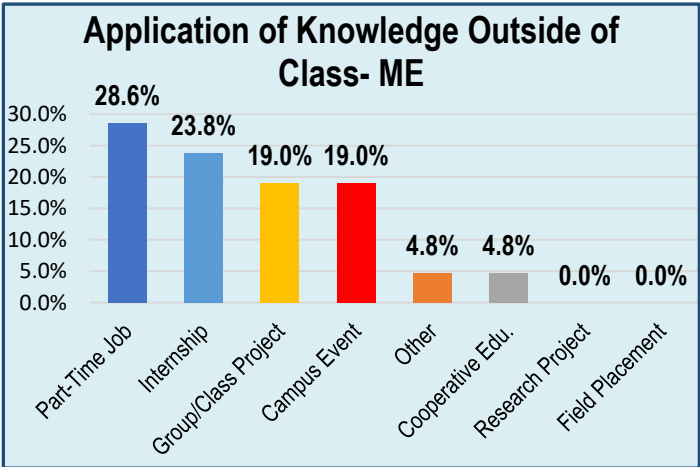
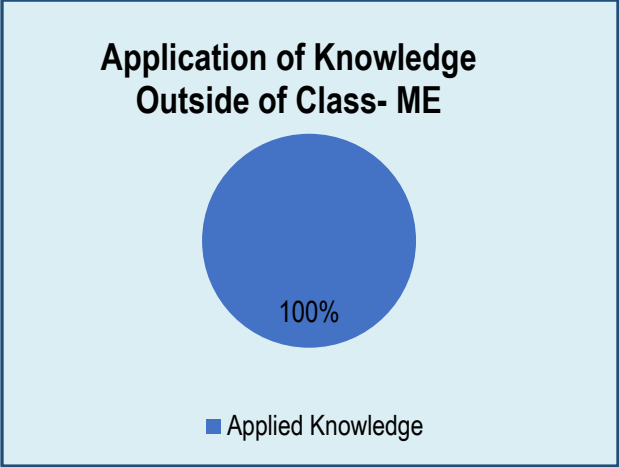
The seven (7) graduates who stated that they have accepted a new position provided more information. The chart to the left illustrates how new positions were secured. The top (4) sources were **Personal Networking (50%)**, **Previous Intern (33.3%)**, **Faculty Networking (16.7%)**, and **No Response (14.3%)**.

The charts below show that 85.7% indicated their new position relates to their major and 85.7% of the positions were full-time.



**Application of Knowledge Outside of Class – ME**

When asked, “Have you had the opportunity to apply your academic knowledge outside of class? Check all that apply,” 100% of respondents applied their knowledge outside of class in one or more ways. The bar graph below shows the percentage of each response for the total number of applications students selected.



**Employers for New Employment – ME**

Of the six (6) reporting a Full-Time New Position as their primary plan, all listed the name and location of their employer, as well as their accepted salary:

Employer	Major	Number
Production Services	Recording Industry: Audio Production	1
ASCAP	Recording Industry: Music Business	1
TNDV	Mass Communication: Video & Film Production	1
WBIR Channel 10 News	Mass Communication: Journalism	1
Cleveland City Schools	Mass Communication: Video & Film Production	1
Big Yellow Dog	Music Business	1
<b>Total Job Offers Accepted</b>		<b>6</b>

**Location of New Employment – ME**

- Murfreesboro, TN
- Knoxville, TN
- Tennessee, TN
- Nashville, TN (3)

**Salary Averages for New Employment – ME**

Major	Salary
Mass Communication: Journalism	\$ 30,000.00
Mass Communication: Video & Film Production	\$ 46,000.00
Music Business	\$ 28,000.00
Recording Industry: Audio Production	\$ 20,800.00
Recording Industry: Music Business	\$ 30,000.00
<b>Average Salary</b>	<b>\$ 6,016.00</b>

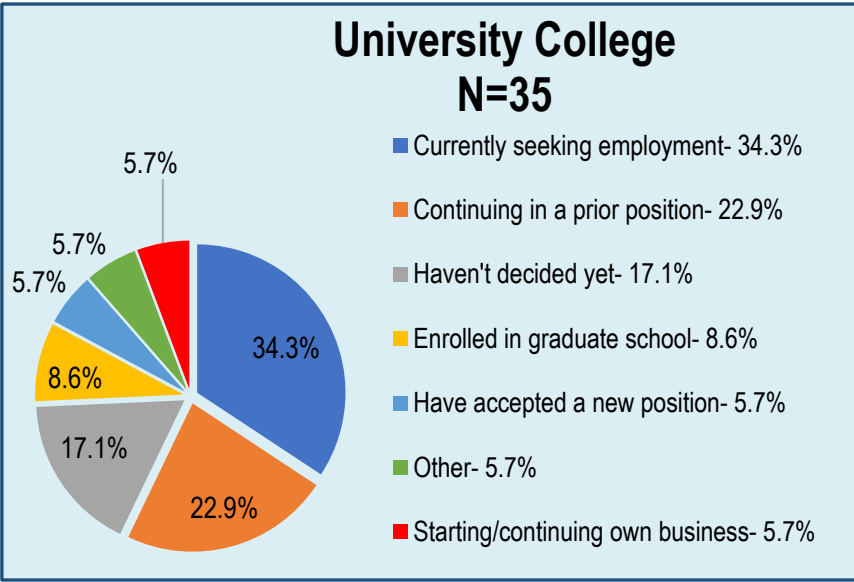
### **Graduate School – ME**

Of the three (3) graduates who selected Graduate & Professional School as their primary plan, all listed his/her institution:

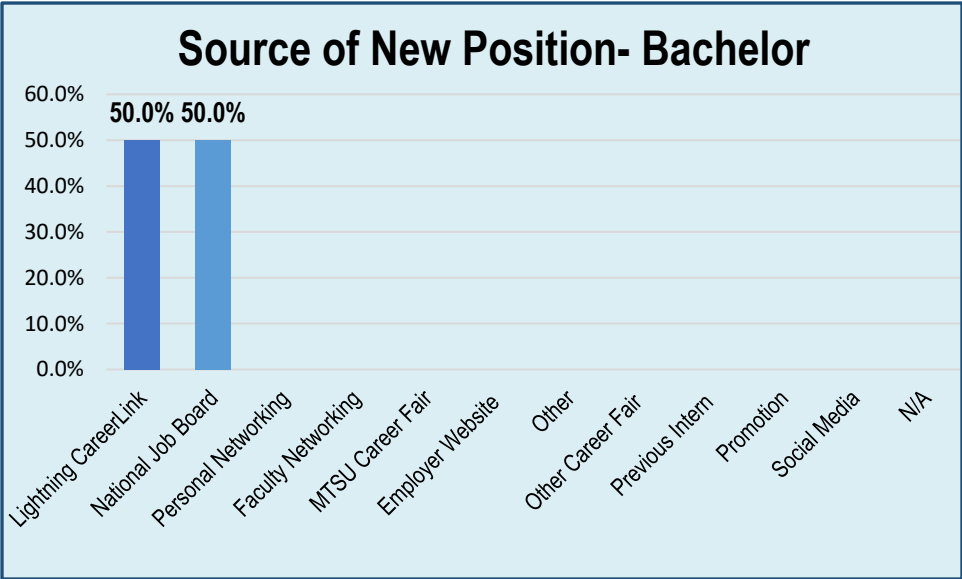
- Belmont: Master of Accountancy , MAcc
- Middle Tennessee State University : Media and Communications , M.S.
- Georgia state university: College of Law, J.D.

**University College: Overview**

This chart represents the primary plans for the upcoming year for bachelor degree recipients. At the conclusion of the survey period, 34.3% were still seeking employment, 17.1% had yet to decide and 5.7% selected others. The remaining 42.9 % of the graduating class had plans implemented.\*

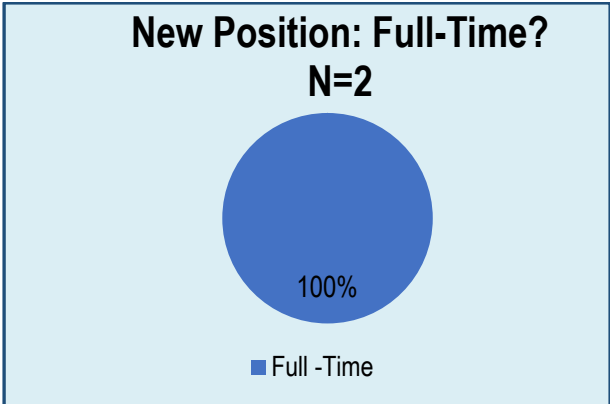
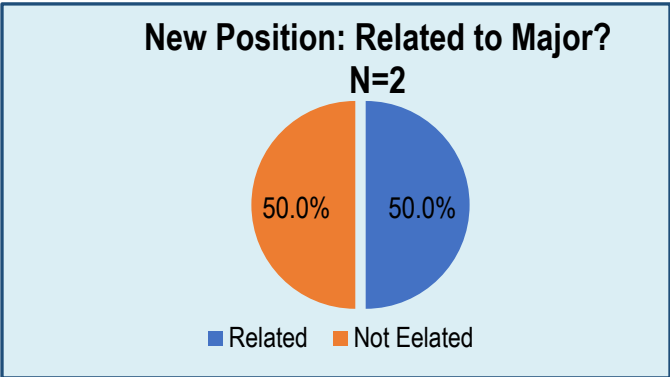


\* Percentages may not equal 100% due to rounding.



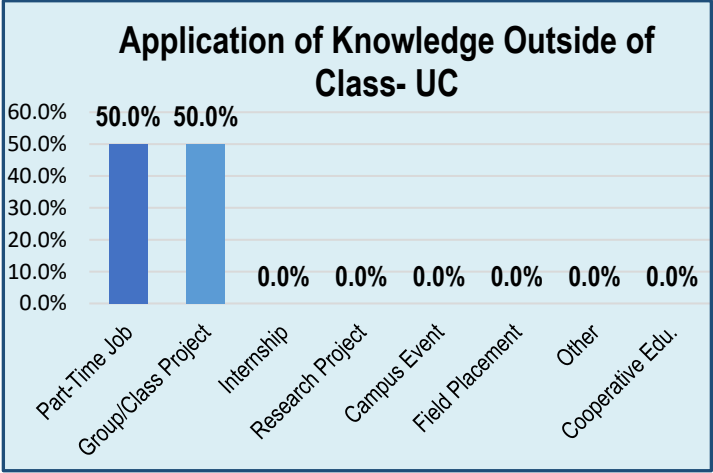
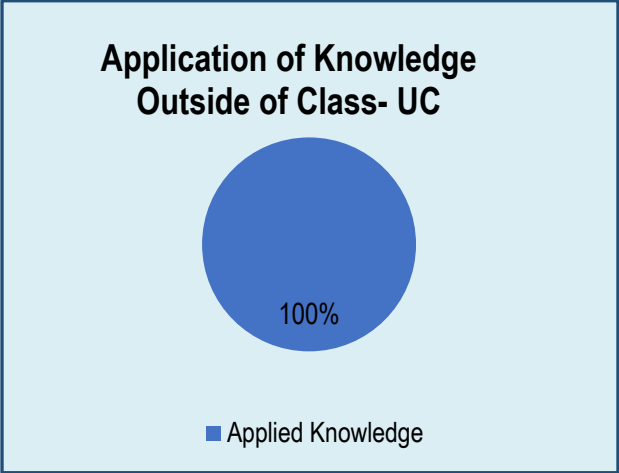
The seven (7) graduates who stated that they have accepted a new position provided more information. The chart to the left illustrates how new positions were secured. The top sources were **Lightning Career Link (50.0%)** and **Previous Intern (50.0%)**.

The charts below show that 50.0% indicated their new position relates to their major and 100% of the positions were full-time.



**Application of Knowledge Outside of Class – UC**

When asked, “Have you had the opportunity to apply your academic knowledge outside of class? Check all that apply,” 100% of respondents applied their knowledge outside of class in one or more ways. The bar graph below shows the percentage of each response for the total number of applications students selected.



**Employers for New Employment – UC**

The one (1) student who accepted a new full-time position provided the name and location of his/her employer, as well as the accepted salary.

Employer	Major	Number
Yazaki North America	Liberal Studies (RODP)	1
Anytime Fitness	Liberal Studies (RODP)	1
<b>Total Job Offers Accepted</b>		<b>2</b>

**Location of New Employment – UC**

- Franklin, TN
- La Vergne, TN

**Salary Averages for New Employment – UC**

Major	Salary
Liberal Studies (RODP)	\$ 44,000.00
Liberal Studies (RODP)	\$ 41,000.00
<b>Average Salary</b>	<b>\$ 42,500.00</b>

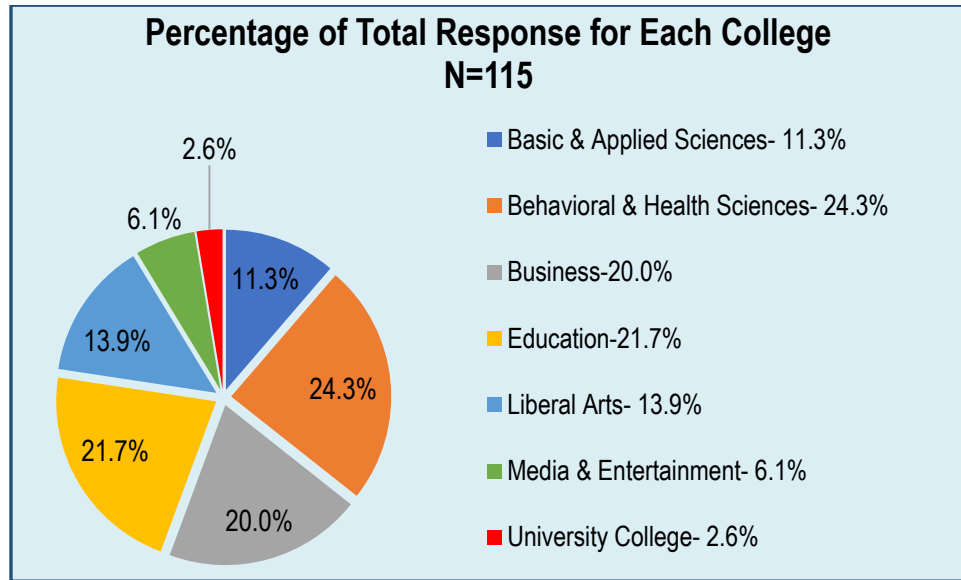
**Graduate School – UC**

Of the two (2) graduates who selected Graduate & Professional School as their primary plan, three (3) listed his/her institution:

- Middle Tennessee State University : Social Work(2), M.S.W.
- Middle Tennessee State University : Aviation Management, M.S.

## Overall Graduate Major Results

The chart below represents the percentage of total graduate major responses from each college.



\* Percentages may not equal 100% due to rounding.

One hundred fifteen (115) graduate degree majors responded to the survey out of 421 majors for an overall response rate of 27.3%.

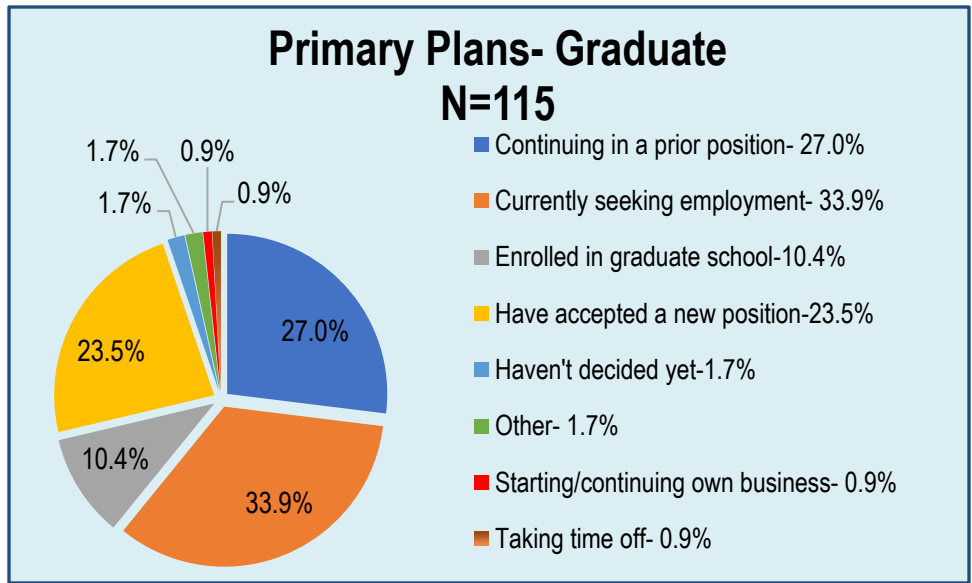
College	1DS Responses	Grad. Degrees	Response Rate
Basic and Applied Science	13	49	26.5%
Behavioral and Health Sciences	28	58	48.3%
Business	23	79	29.1%
Education	25	144	17.4%
Liberal Arts	16	49	32.7%
Media & Entertainment	7	14	50.0%
University College	3	28	10.7%
<b>Total Graduate Degrees</b>	<b>115</b>	<b>421</b>	<b>27.3%</b>



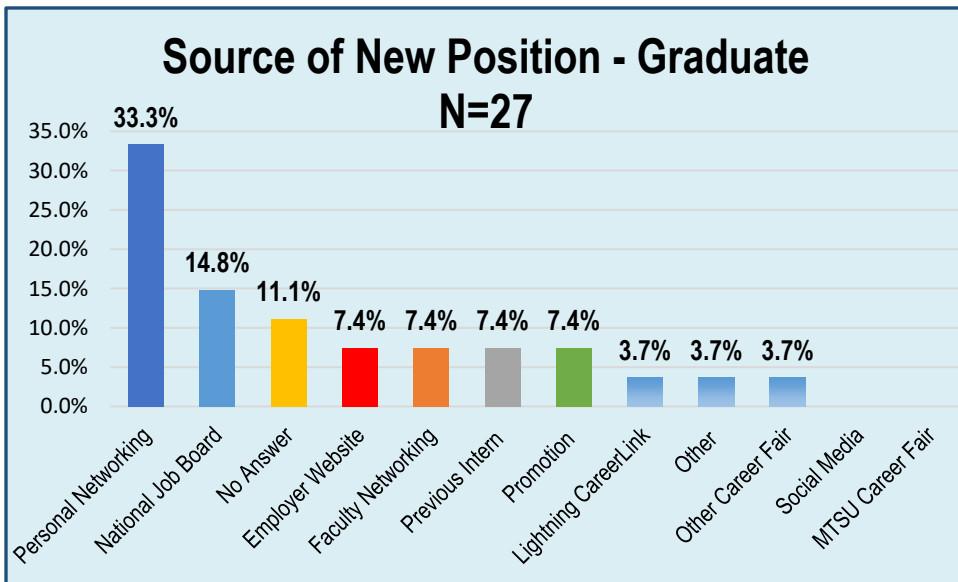
This chart represents the primary plans for the upcoming year for graduate degree recipients.

At the conclusion of the survey period, 33.9% were still seeking employment, 1.7% had yet to decide, and 1.7% selected the "Other"

The remaining 62.7% of graduate degree recipients had plans implemented.\*

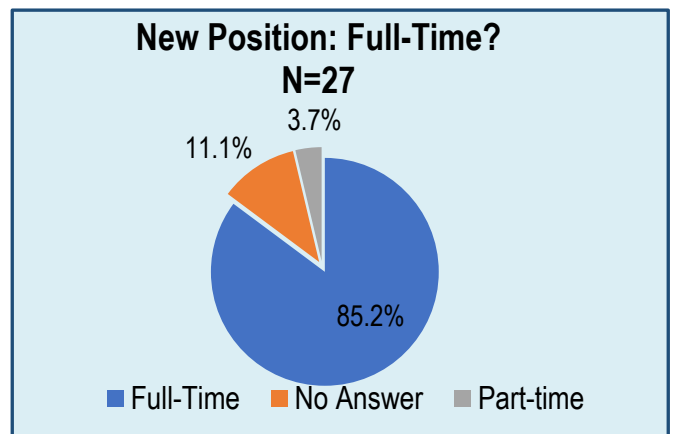
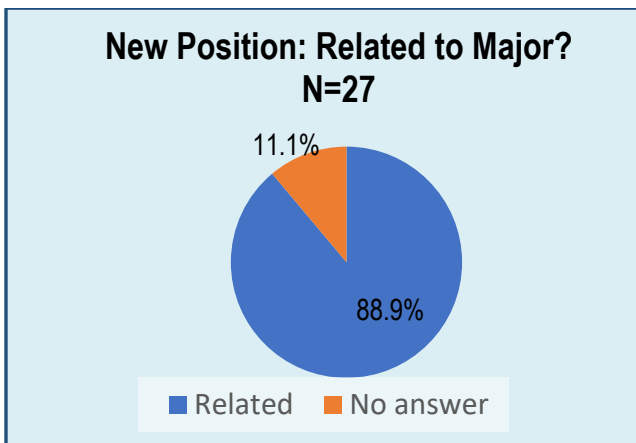


\* Percentages may not equal 100% due to rounding.



The chart to the right illustrates how new bachelor positions were secured. The top four (4) sources are **Personal Networking (33.3%)**, **National Job Board (14.8%)**, **No Answer (11.1%)**, and **Employer Website (7.4%)**.

The charts below show that 88.9% indicated their new position relates to their major and 85.2% of the positions were full-time.



## Employers

Of the 27 reporting a Full-Time New Position as their primary plan, 24 listed the name of their employer:

Employer	Major	Number
Aramark	Business Administration	1
Austin Peay State University	Leisure and Sport Management	1
Cigna	Information Systems	1
Clair Industries	Recording Industry: Audio Production	1
Clarksville Montgomery County School System	Professional Counseling	1
Concord University	Economics	1
Crowe Horwath	Accounting	1
Decision Source Inc.	Information Systems	1
East Central University	English	1
East Central University	English	1
KBRWyle	Mathematics	1
LifePoint Health	Social Work	1
Markel	Business Administration	1
Maury Regional Medical Center	Nursing	1
Naxos of America	Music	1
Oconee County School System	Leisure and Sport Management	1
Old Dominion University	Human Performance	1
Rutherford county schools	Professional Studies	1
School District 11	Curriculum and Instruction	1
Siskin Hospital for Physical Rehabilitation	Psychology	1
Tennessee Primary Care Association	Health and Human Performance	1
Tennessee State Library and Archives	History	1
Tennessee Technological University	Sociology	1
University of Southern Indiana	English	1
<b>Total Job Offers Accepted</b>		<b>24</b>

## Location

Of the 27 reporting a Full-Time New Position as their primary plan, 23 listed the location of their employment:

- Ada, OK (2)
- Alpharetta, GA
- Athens, WV
- Brentwood, TN
- Chattanooga, TN
- Clarksville, TN (2)
- Colorado Springs, CO
- Columbia, TN
- Cookeville, TN
- Evansville, IN
- Franklin, TN
- Huntsville, AL
- Murfreesboro, TN
- Winchester, TN
- Nashville, TN (5)
- Virginia Beach, VA
- Watkinsville, GA

## Salary Averages

Of the 27 reporting a Full-Time New Position as a primary plan, 21 reported their salary.

- Range: \$26,000 - \$450,000
- Midpoint: \$46,800
- Average: \$65,490.29
- Mode: \$46,000

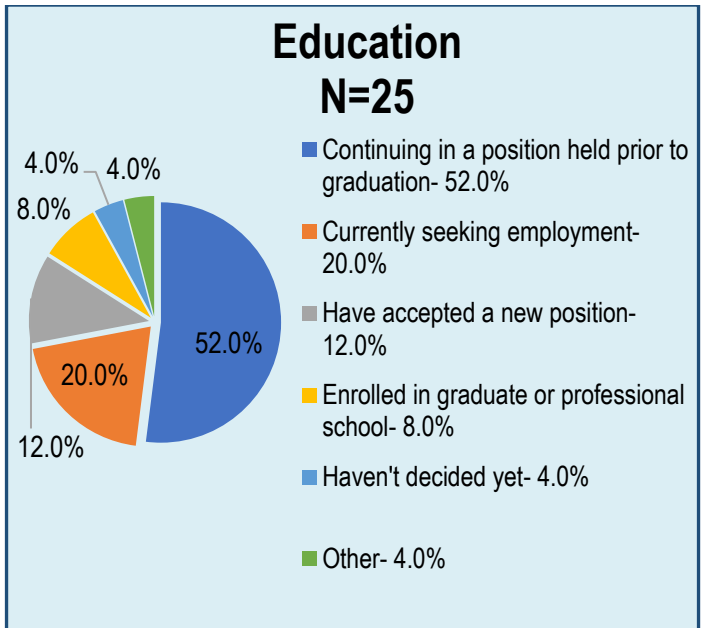
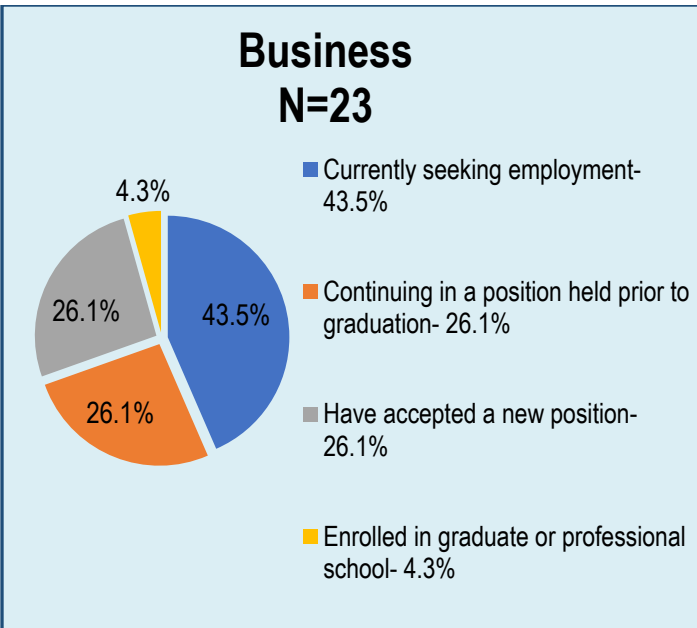
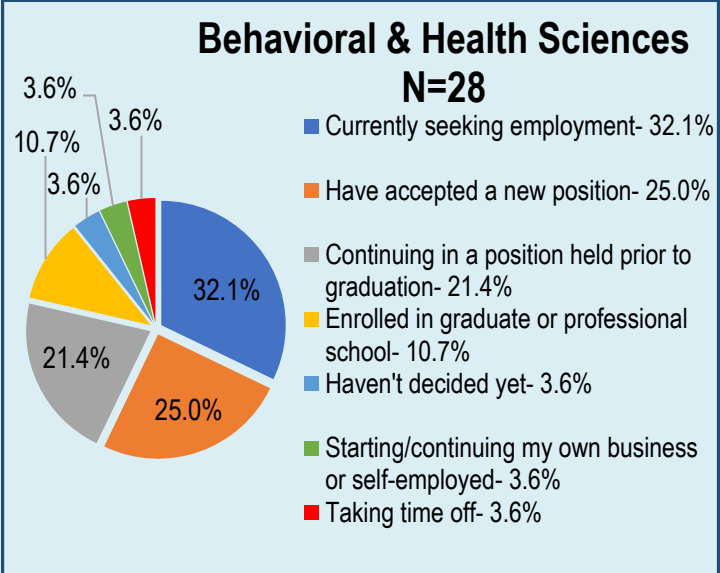
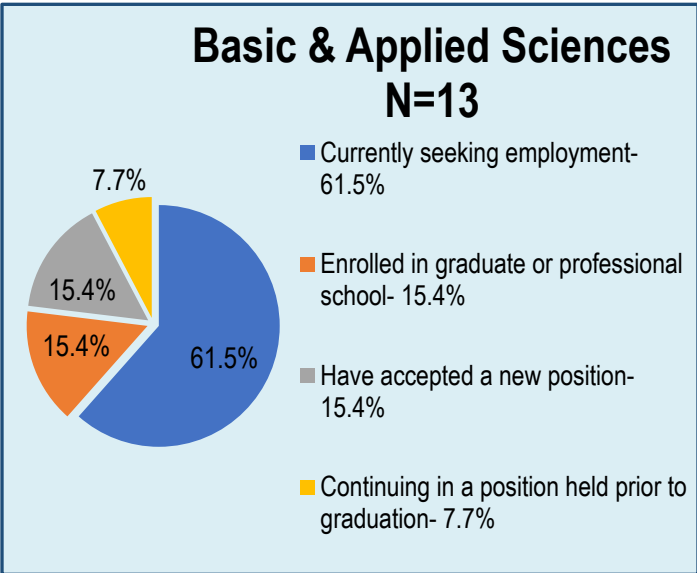
**Salary Breakdown by Major**

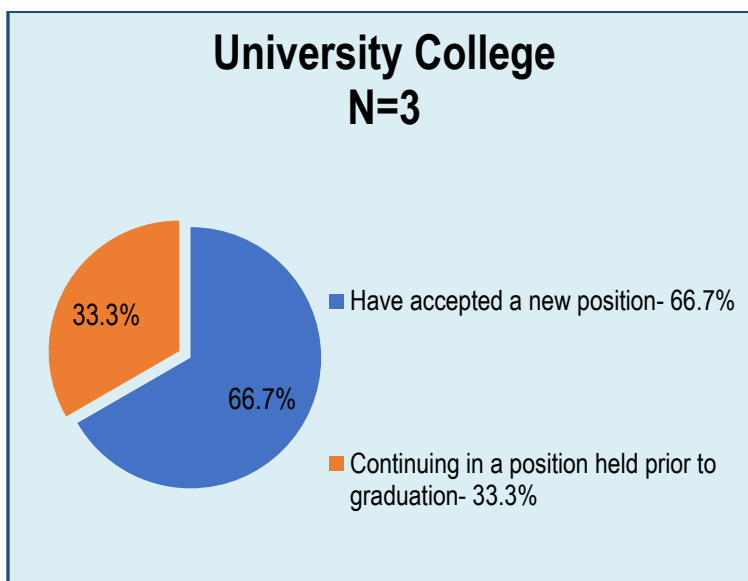
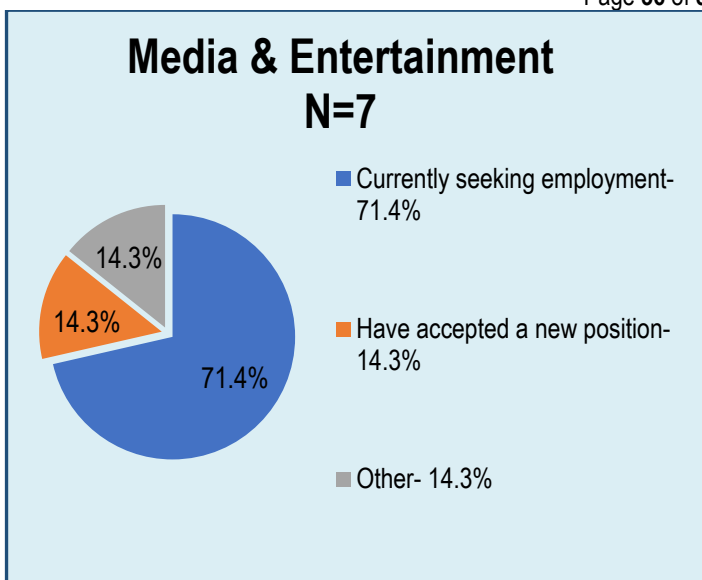
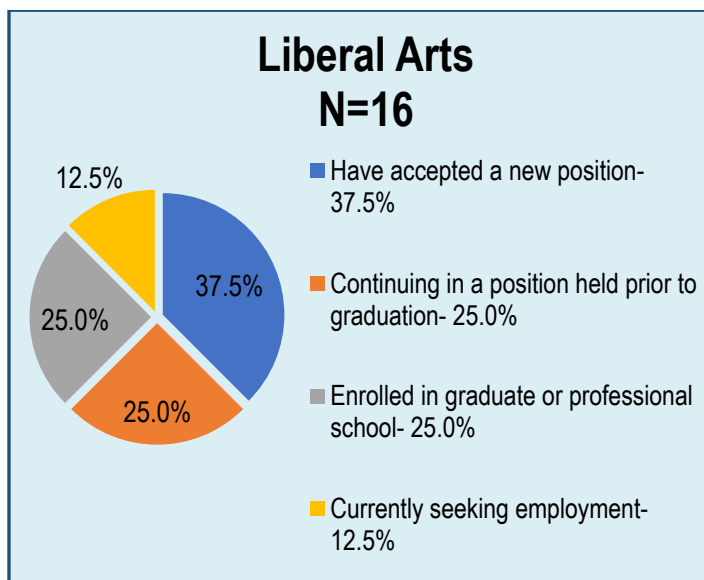
Of the 27 reporting a Full-Time New Position as a primary plan, 21 reported their salary. The following is a breakdown by major and college for majors with 2 or more salaries reported:

Major	College	Mode	Minimum	Midpoint	Maximum	Average
Leisure and Sport Management (Masters) (2)	BHS	-	\$30,000	\$39,500	\$49,000	\$39,500
English(3)	LA	\$46,000	\$46,000	\$46,000	\$50,000	\$47,333.33

**Primary Plans by College**

The following is a breakdown of Primary Plans by College for Graduate Majors.





#### Graduate and Professional School

Twelve (12) graduates, or 10.4%, listed Graduate or Professional Schools as their primary plan. All respondents reported the name of their graduate/ professional school:

- Baylor University: Mathematics, Ph.D.
- James Madison University: Strategic Leadership, Ph.D.
- The University of Kansas: Social welfare, PhD
- Miami University (Ohio): English- Rhetoric and Composition, Ph.D.
- Middle Tennessee State University: ALSI, Ed.D.
- Middle Tennessee State University: Public History, PhD
- Pennsylvania State University: Industrial-Organizational Psychology, Ph.D.
- Tennessee State University: Curriculum -special education, ED.d
- University of Pittsburgh: Information Systems and Technology Management, Ph.D.
- University of Georgia: Historical Musicology, Ph.D.
- University of South Florida (Tampa): Sociology, Ph.D.
- Wayne state university : Chemistry , Ph.D.