



2014-2015 - 1st Destination Survey Results

Bill Fletcher, Director & Michael Dowd, Survey Assistant
 Career Development Center

Overview

The 2014-2015 1st Destination Survey Report combines the responses from August 2014, December 2014 and May 2015 into one annual report. The overall response rate is 19.4%, down from 21.0% the previous year.

Survey Administration

Three email surveys were sent using Emma Email Marketing. The first survey was to the list of students who had applied for graduation with the Registrar's Office. The second and third surveys were sent to students on the Registrar's official list of graduates. Surveys were sent to the graduate's primary and secondary email addresses. The survey was open on the 1DS website for three months.

Please note the following when using this data:

1. Respondents to the first survey who do not graduate are *not* removed from the results.
2. Students self-report their degree and major. Students frequently list their major incorrectly so the results may not match Banner.
3. Students completing the survey more than once in the 3-month survey period are counted only once using their most recent time-stamped entry on the survey.
4. If a student has more than one major, they are counted for each major, not once. Thus, the response rate is based on number of majors, not number of students.

2013-2014 Response Rate

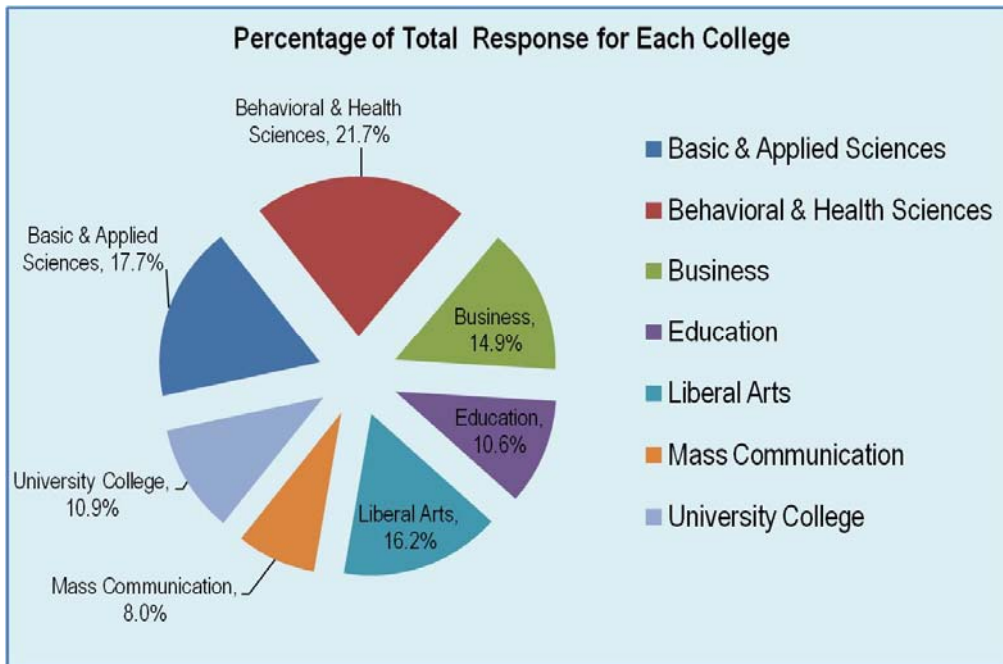
A total of 958 majors responded to the survey (baccalaureate and graduate) with 761 out of 4,061 bachelor degree majors responding and 197 of the 886 graduate degree majors responding. Combined, this represents a 19.4% response rate. (Note: this is a count of majors; actual number of students is slightly less due to some students having dual majors).

Majors	August Responses	August Majors	August Response Rate	December Responses	December Majors	December Response Rate	May Responses	May Majors	May Response Rate	Total Responses	Total Majors	Total Response Rate
Majors - Bachelor	102	617	16.5%	313	1,441	21.7%	346	2,003	17.3%	761	4,061	18.7%
Majors - Graduate	41	225	18.2%	69	282	24.5%	87	379	23.0%	197	886	22.2%
All	143	842	17.0%	382	1,723	22.2%	433	2,382	18.2%	958	4,947	19.4%

The rest of this report provides the results broken out by bachelor degrees then by graduate degrees.

Bachelor Major Results

The chart below represents the percentage of the 761 bachelor degree responses coming from each college.



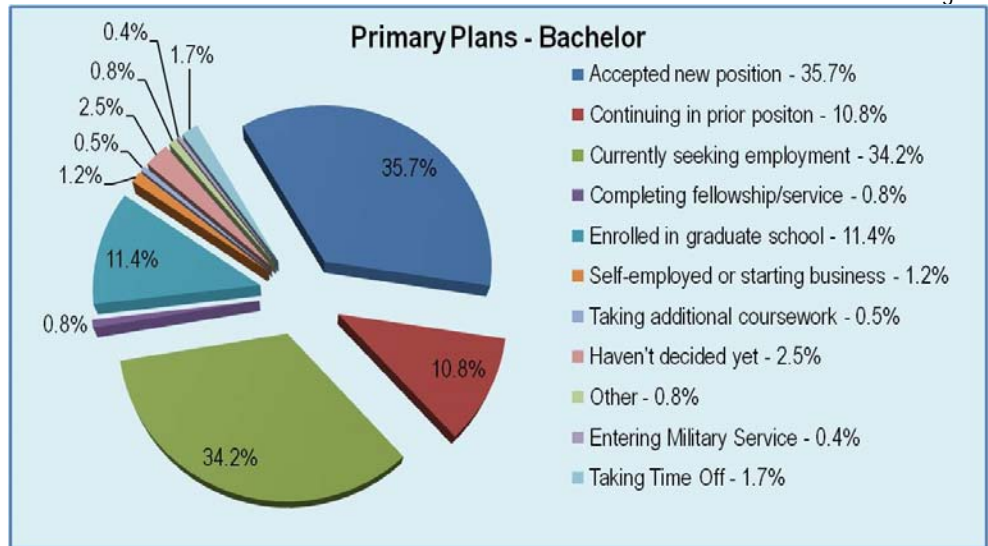
The chart below represents the response rate by college based upon the number of bachelor degree majors awarded by each college.

College	August Responses	August Bachelor Majors	August Response Rate	December Responses	December Bachelor Majors	December Response Rate	May Responses	May Bachelor Majors	May Response Rate	Total Responses	Total Bachelor Majors	Total Response Rate
Basic & Applied Sciences	15	88	17.0%	44	264	16.7%	76	359	21.2%	135	711	19.0%
Behavioral & Health Sciences	29	177	16.4%	70	337	20.8%	66	510	12.9%	165	964	17.1%
Business	22	94	23.4%	48	227	21.1%	43	270	15.9%	113	591	19.1%
Education	0	2	0.0%	41	52	78.8%	40	105	38.1%	81	159	50.9%
Liberal Arts	17	101	16.8%	52	226	23.0%	54	317	17.0%	123	644	19.1%
Mass Communication	7	74	9.5%	24	164	14.6%	30	226	13.8%	61	464	13.1%
University College	12	81	14.8%	34	171	19.9%	37	216	17.1%	83	468	17.7%
Total Bachelor Majors	102	617	16.5%	313	1,441	21.7%	346	2,003	17.3%	761	4,061	18.7%

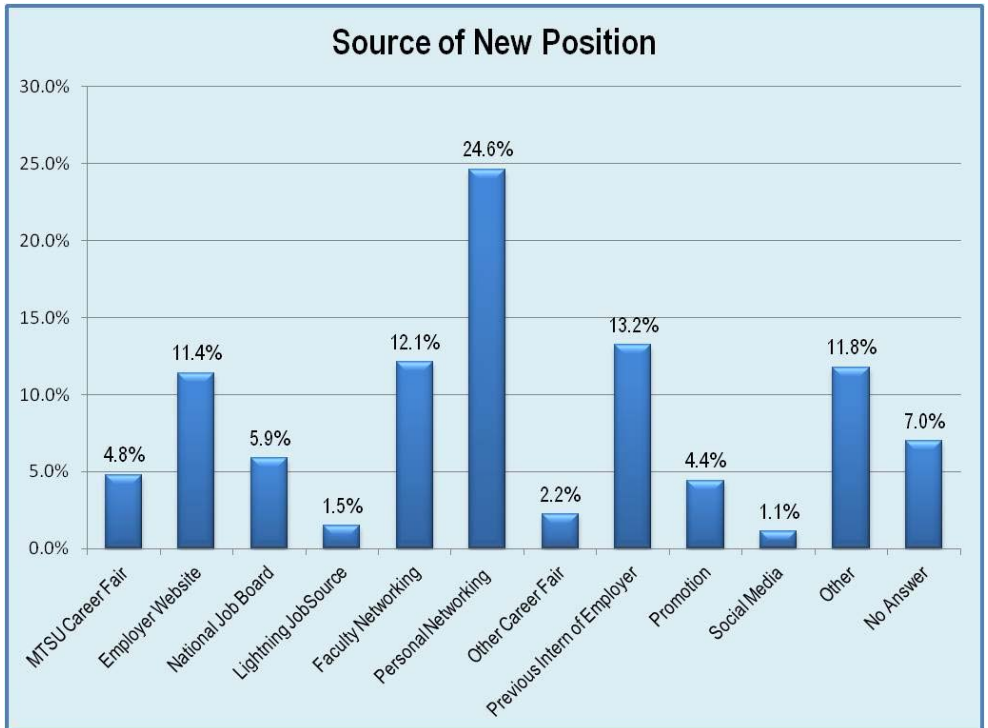
This chart represents the primary plans for the upcoming year for bachelor degree recipients.

At the conclusion of the survey period, 34.2% were still seeking employment. Another 2.5% had yet to decide on a plan, and 0.8% selected the Other category.

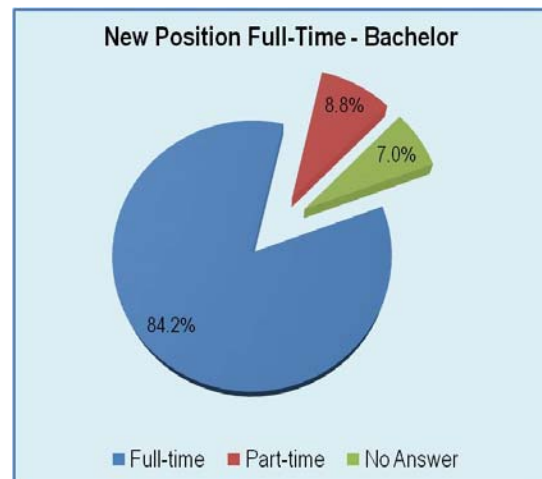
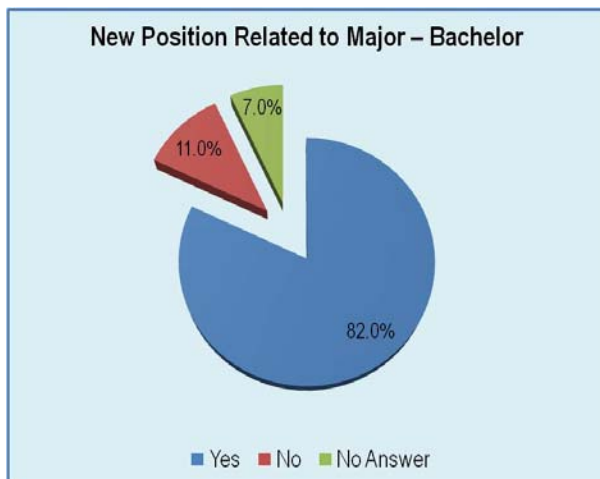
The remaining 62.5% of the graduating class had plans implemented.



The chart to the right illustrates how bachelor recipients secured their new positions. The top three sources are Personal Networking, Previous Intern of Employer, and Faculty Networking, followed closely by Other and Employer Website.



The charts below show that 82.0% indicated their new position was related to their major and 84.2% of the positions were full-time.



Employers for New Employment

Of the 229 reporting a Full-Time New Position as their primary plan, 224 listed the name of their employer. The most frequently listed employers were Rutherford County Board of Education (13), UBS (6), and Metro Nashville Public Schools (6).

Employer	Major	Number
AB Jets	Aerospace: Administration	1
ABC 57 News	Mass Communication: Electronic Media	1
Acxiom	Mass Communication: New Media	1
Adams place	Nursing	1
Adventure Science Center	Organizational Communications	1
Aerosim Flight Academy	Aerospace: Pro Pilot	1
Air Wisconsin	University Studies	1
Alamo City School	Interdisciplinary Studies	1
American Campus Communities	Management	1
Animal Hospital of Signal Mountain	Animal Science	1
Aramark	Criminal Justice Administration	1
Asurion	Computer Science	1
Attorney General's Office	Political Science	1
Attorney General's Office	University Studies	1
Baker Concrete Construction	Concrete Industry Management	1
Bedford County Board of Education	English	1
Bedford County Board of Education	Interdisciplinary Studies	1
Best One Tire	Animal Science	1
Best Sales Corporation	Geosciences	1
Beyond Limits, LLC	Leisure Sport and Tourism Studies	1
Buckeye International Inc.	Business Administration	1
Cardinal Health	Management	1
Case Management Incorporated	Social Work	1
Caterpillar Financial	Information Systems	1
Centerstone	Social Work	1
Cerner Corporation	Information Systems	1
Childserve	Sociology	1
Choptank Logistics	Business Administration	1
Christopher and Banks	English	1
CHS	Business Administration	1
City of Nashville	Liberal Studies (RODP)	1
Clarksville-Montgomery County School System	Geosciences	1
Clarksville-Montgomery County School System	Speech and Theatre: Speech-Lang. Path./Audiology	1
Coffee County Board of Education	Interdisciplinary Studies	1
Comcast	University Studies	1
Cummins inc.	Finance: Business Finance	1
Dale Carnegie Training of Tennessee	Management	1
Dekalb County Board of Education	Construction Management	1
Deloitte	Accounting	1
Deloitte	Computer Science	1
Department of Children's Services	Social Work	1
Department of the Navy	Recording Industry: Audio Production	1
Donley's	Concrete Industry Management	1
Ford Motor Credit	Finance	1
Franklin County Board of Education	Speech and Theatre: Communications Disorders	1
Fred Francis Builders	Concrete Industry Management	1
Freedom Industries	Finance: Real Estate	1
Fusion Music Management	Recording Industry: Music Business	1

Employer	Major	Number
Healthways	Health Education	1
Heritage Medical Center	Nursing	1
Hickman County Board of Education	English	1
Hickman County Board of Education	Interdisciplinary Studies	2
Home Page Media Group	Journalism	1
Hospital Corporation of America	Accounting	1
Hospital Corporation of America	Political Science	1
Hospital Corporation of America	Psychology	1
Hospital Corporation of America	Recording Industry: Commercial Songwriting	1
Indiana College Preparatory School	Early Childhood Education	1
Interac	Global Studies	1
Kforce	Industrial Organizational Psychology	1
Kingsport Police Department	Criminal Justice Administration	1
Knife River	Concrete Industry Management	2
KraftCPAs	Accounting	1
Lakeview Elementary	Interdisciplinary Studies	1
Landmark Aviation	Aerospace: Administration	1
Landmark Aviation	International Relations	1
Lansing Trade Group	Finance: Financial Institution Management	1
Lavergne High School	Physics	1
Lavergne Middle School	Interdisciplinary Studies	1
Lawrence County School System	Interdisciplinary Studies	1
Learning Away Elementary	Early Childhood Education	1
Lifepoint Hospitals	Liberal Studies (RODP)	1
Lockheed Martin	Accounting	1
Lockheed Martin	Information Systems	1
Loews Hotel and Resorts	Organizational Communications	1
Maggart & Associates, P.C.	Accounting	1
Malace HR	Exercise Science	1
Marion County Board of Education	Interdisciplinary Studies	1
Marriott	Marketing	1
Marshall County Board of Education	Interdisciplinary Studies	1
Marshall County Board of Education	University Studies	1
Maryland Farms YMCA	Leisure Sport and Tourism Studies	1
Maury County Board of Education	Interdisciplinary Studies	1
MEDHOST	Art: Graphic Design	1
Memorial Hermann	Nursing	1
Mental Health Cooperative	Family and Consumer Studies	1
Meridian Life Science	Biology	1
Metro Nashville Public Schools	Early Childhood Education	2
Metro Nashville Public Schools	Foreign Languages	1
Metro Nashville Public Schools	Interdisciplinary Studies	1
Metro Nashville Public Schools	Music	2
Middle Tennessee State University	Aerospace: Pro Pilot	1
M-Tek, Inc	Information Systems	1
NAR Steel Inc.	Business Administration	1
Nashville State Community College	International Relations	1
Nashville Teaching Fellows	English	1
Nashville Zoo	Animal Science	1
naviHealth	Professional Studies (RODP)	1
NC2 Media	Accounting	1
Nelson Mazda	Speech and Theatre: Communication Studies	1
New York Life	Marketing	1

Employer	Major	Number
News channel 5	Mass Communication: Multimedia Journalism	1
NHC	Accounting	1
Nissan	Agribusiness	1
Nissan	History	1
Northwestern Mutual	Marketing	1
OHL (Ozburn-Hessey Logistics)	Marketing	1
Optum	Computer Science	1
Ozinga	Concrete Industry Management	1
Paris Post-Intelligencer	Mass Communication: Visual Communication	1
Park Center	Social Work	1
Parsley, Parsley and Strickland	Criminal Justice Administration	1
Patrick Henry Community College	Mass Communication: Public Relations	1
Payless Shoesource	Marketing	1
Penske	Biology	1
Perry County Board of Education	Speech and Theatre: Communications Disorders	1
Pomeroy-Infrastructure Optimized	Liberal Studies (RODP)	1
Porter-Leath	Psychology	1
PRMI	Mass Communication: Media Mgmt.	1
PSA Airlines	Aerospace: Pro Pilot	1
PSAV	Recording Industry: Audio Production	1
Raiders Ridge Apartments -> Woodlark Communities	Psychology	1
Red Arrow Industries	Mass Communication: Media Mgmt.	1
Redstone Federal Credit Union	Professional Studies (RODP)	1
RFD-TV	Art: Graphic Design	1
Rooms to Go	Political Science	1
Rustici Software	Computer Science	1
Rutherford County Board of Education	Early Childhood Education	4
Rutherford County Board of Education	Interdisciplinary Studies	6
Rutherford County Board of Education	Mass Communication: Media Studies	1
Rutherford County Board of Education	Nursing	1
Rutherford County Board of Education	Social Work	1
Saint Thomas Rutherford Emergency Department	Nursing	1
Saint Thomas West	Global Studies	1
Saint Thomas West	Nursing	1
Salama Urban Ministries	Interdisciplinary Studies	1
Sarah Cannon Research Institute	Accounting	1
Schwan Cosmetics USA	Chemistry	1
Second Nature	Social Work	1
Self employed	Interdisciplinary Studies	2
SESAC	Recording Industry: Music Business	1
Sherwin Williams	Business Administration	1
Sinclair Broadcast Group	Mass Communication: Electronic Media	1
Sky, Inc.	Entrepreneurship	1
South Carolina Department of Social Services- Kershaw County	Foreign Languages	1
South Carolina Department of Social Services- Kershaw County	Social Work	1
Southern Company	Construction Management	1
Southern Hills Hospital	Nursing	1
Speech Pathology Services of East Tennessee	Speech and Theatre: Communications Disorders	1
Spring Hill Day School	Liberal Studies (RODP)	1
St. Thomas Health	Nursing	1
St. Thomas River Park Hospital	Nursing	1
State of Tennessee	Social Work	1

Employer	Major	Number
Stones River Manor	Exercise Science	1
Sumner County Board of Education	Interdisciplinary Studies	1
Sunbelt Rentals	Concrete Industry Management	1
TDOT	Industrial Organizational Psychology	4
Tennessee Arts Commission	Mass Communication: Public Relations	1
Tennessee Veterans Affairs	Nursing	1
Terkelsen, Smith, Tyree, and Snell, PLC	Accounting	1
Terracon	Concrete Industry Management	2
Texas Department of Family and Protective Services	Liberal Studies (RODP)	1
The Bailey Company	Organizational Communications	1
The General Insurance	Computer Science	1
The Johnson Group	Art: Graphic Design	1
The Miami News-Record	Journalism	1
The White Room	Entrepreneurship	1
Total Quality Logistics	Management	1
Tractor Supply Company	Animal Science	1
Travelers Insurance	Finance: Insurance	1
Tulahoma City Schools	Biology	1
Turner Construction	Construction Management	1
Tyson Foods	Animal Science	1
Uber	Computer Science	1
UBS	Business Administration	1
UBS	Engineering Technology: Mech Engr.	1
UBS	Finance: Business Finance	1
UBS	Financial Institution Management	1
UBS	Management	1
UBS	Professional Studies (RODP)	1
UMC	Nursing	1
United Neighborhood Health	Social Work	2
Universal Robotics	Engineering Technology: Mech Engr.	1
Vanderbilt	Nursing	1
Vanderbilt Psychiatric Hospital	Social Work	1
Vanderbilt University Medical Center	Health Education	1
Vanderbilt University Medical Center	Psychology	1
Vanderbilt University Medical Center	Science	1
Victory Baptist Church	Speech and Theatre: Communication Studies	1
Virsys12	Marketing	1
Visionary Design Group	Recording Industry: Music Business	1
Vulcan Materials	Concrete Industry Management	1
Wallenius Wilhelmsen Logistics	Construction Management	1
Walmart Stores, Inc.	Accounting	1
Watertown Elementary	Interdisciplinary Studies	1
Willamette Associates	Finance: Business Finance	1
Williamson County Board of Education	History	1
Williamson County Board of Education	Interdisciplinary Studies	1
Williamson County Board of Education	Music	1
Williamson County Board of Education	Special Education	1
Willis	Mathematics	1
Wilson County Board of Education	Early Childhood Education	1
Wilson County Board of Education	Special Education	1
Wirtgen Group	Concrete Industry Management	2
Women on Maintaining Education and Nutrition	Psychology	1
Total New Employment Acceptances		224

Location of New Employment

Of the 229 reporting a Full-Time New Position as their primary plan, 222 listed the location of their employment. The most frequently listed locations were Nashville (67), Murfreesboro (25), and Brentwood (13).

Alamo, TN	Columbia, TN	Lyles, TN (2)	San Francisco, CA
Allen, TX	Coolsprings, TN	Manchester, TN (2)	Sanford, FL
Antioch, TN (3)	Des Moines, IA	Martinsville, VA	Shelbyville, TN (5)
Appleton, WI	Franklin, TN (12)	McMinnville, TN	Signal Mountain, TN
Atlanta, GA	Hermitage, TN	Memphis, TN (8)	Smithville, TN
Beaumont, TX (2)	Houston, TX	Meridian, MS	Smyrna, TN (5)
Bentonville, AR	Huntsville, AL	Miami, OK	South Bend, IN
Boston, MA	Indianapolis, IN	Monteagle, TN	Spring Hill, TN (2)
Brentwood, TN (13)	Japan	Mount Juliet, TN (5)	Springfield, VA
Camden, SC (2)	Kansas City, KS	Murfreesboro, TN (25)	St. George, UT
Centerville, TN	Kaufman, TX	Nashville, TN (67)	Tampa, FL
Champaign, IL	Kingsport, TN	Norfolk, VA (2)	Thompson's Station, TN
Chapel Hill, TN	Knoxville, TN (2)	Orlando, FL (3)	Tullahoma, TN (2)
Charlotte, NC	La Vergne, TN (4)	Overland Park, KS	Watertown, TN
Chattanooga, TN	Lebanon, TN (3)	Paris, TN	White House, TN
Chicago, IL	Lenoir City, TN	Port Hueneme, CA	Winchester, TN
Cincinnati, OH	Lewisburg, TN	Raleigh, NC	Yuma, AZ
Clarksville, TN (3)	Linden, TN	San Antonio, TX	

Salary Averages of New Employment

Of the 229 reporting a Full-Time New Position as a primary plan, 198 reported their salary.

- Range: \$14,000 to \$180,000
- Average: \$39,567
- Midpoint: \$37,000
- Mode: \$50,000

Graduate and Professional School

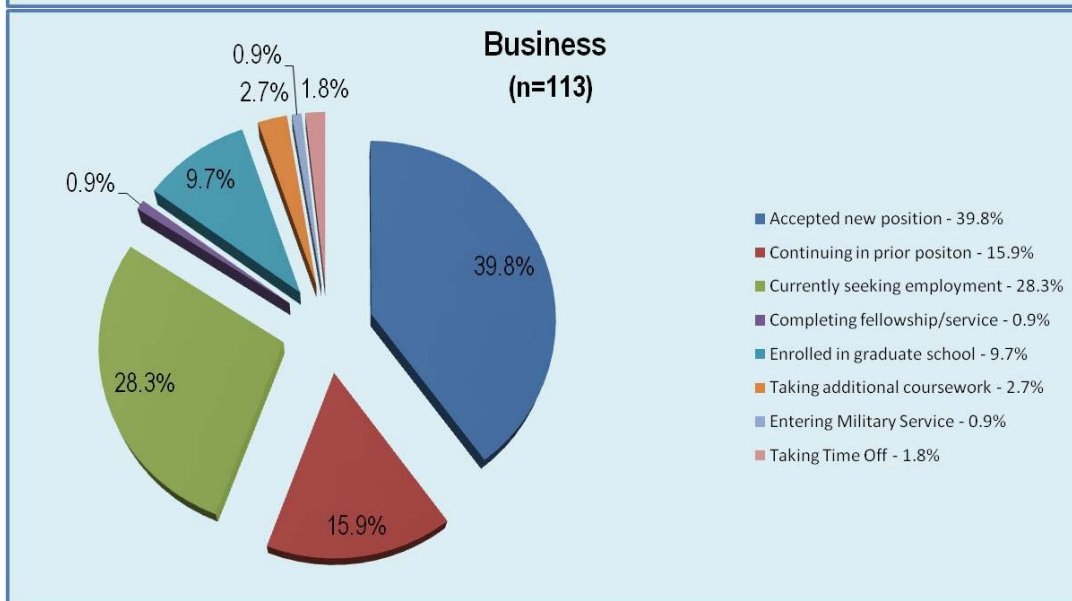
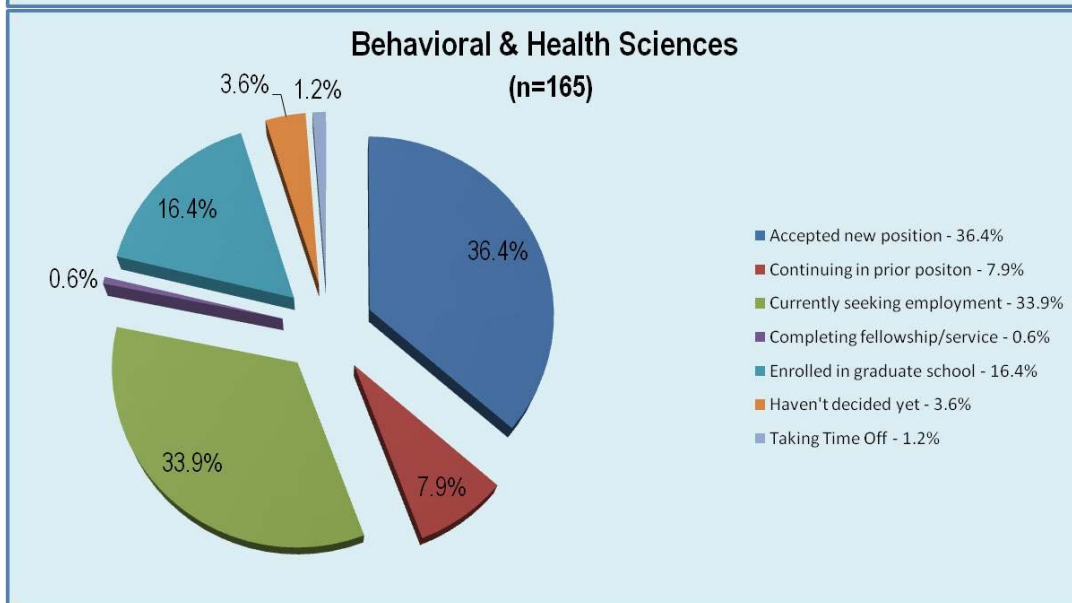
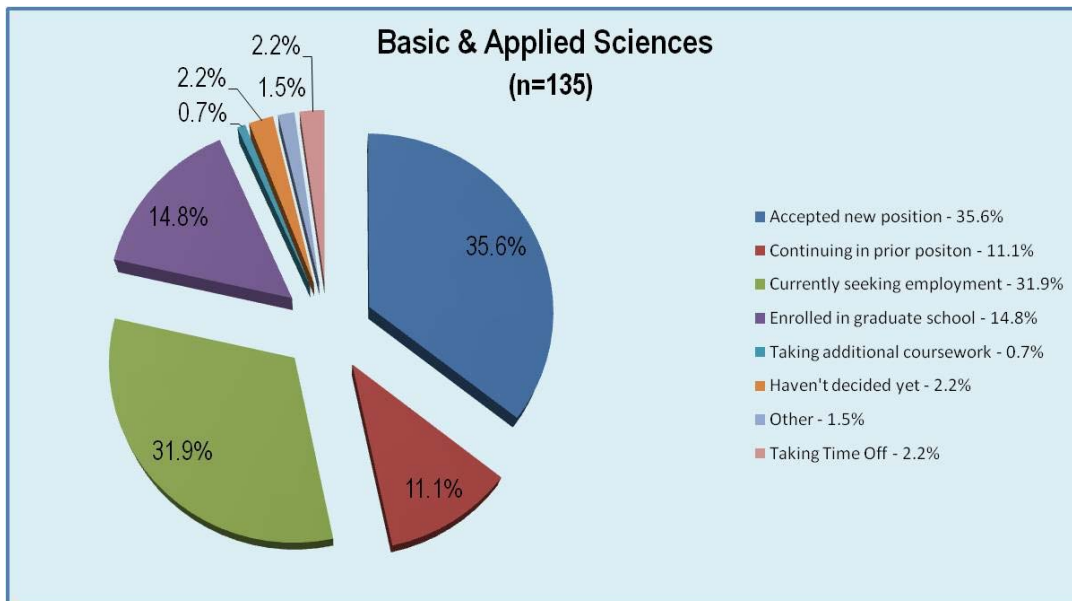
Graduate or Professional Schools was selected by 87 graduates or 11.4% as their primary plan. The name of the institution was listed by 70. The most frequently listed universities were Middle Tennessee State University (28) and East Tennessee State University (4).

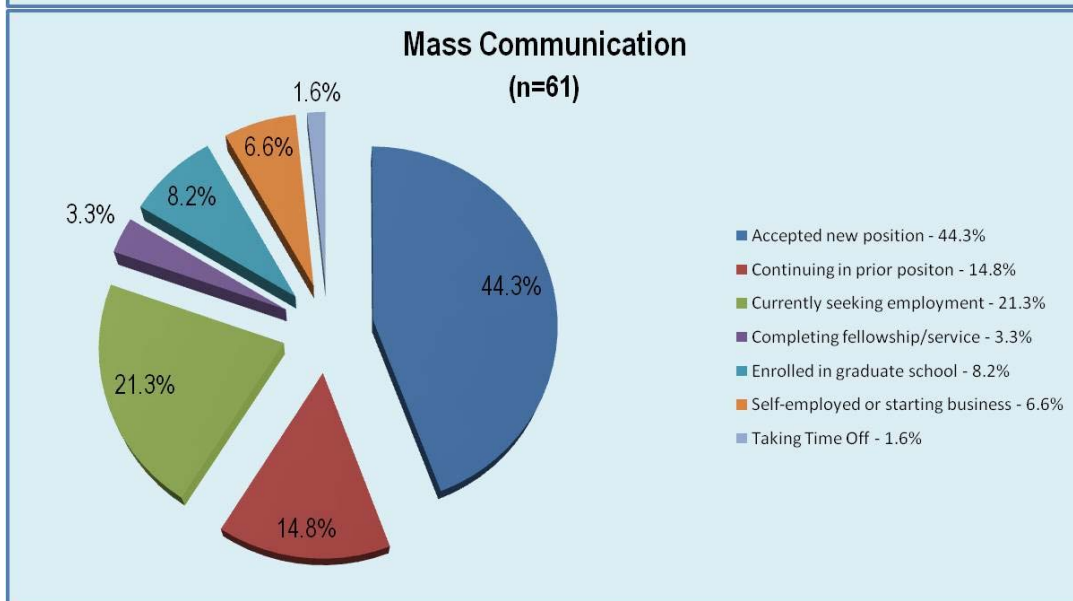
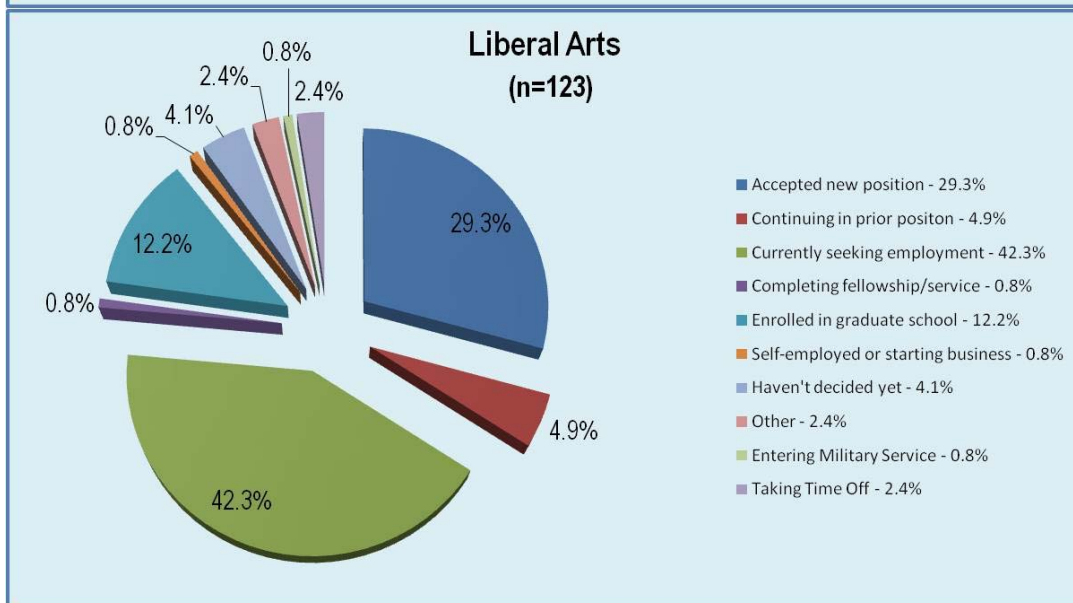
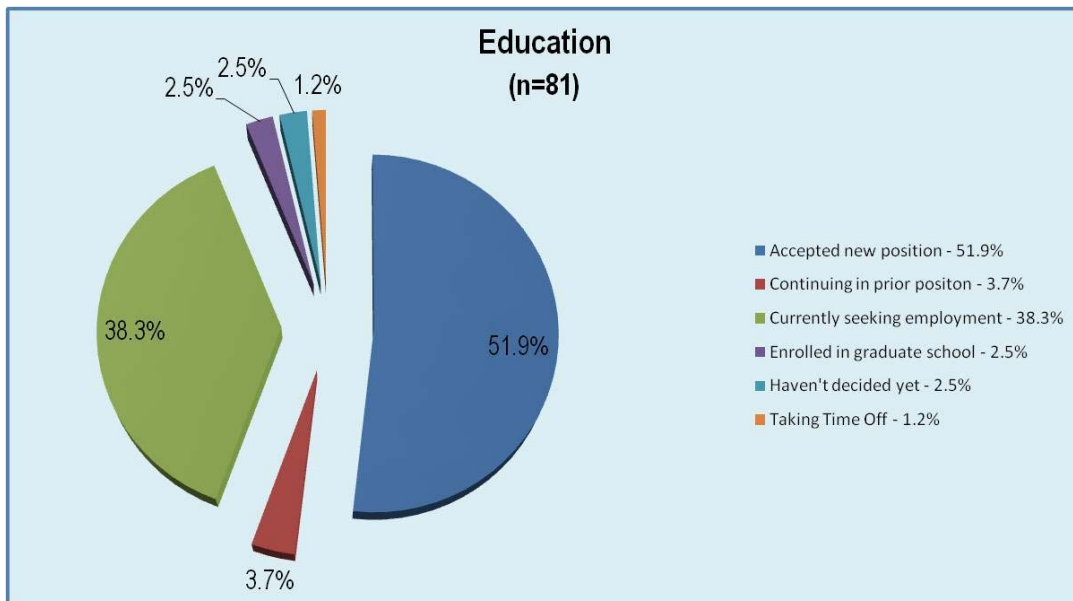
- Alabama College of Osteopathic Medicine: Osteopathic Medical School
- American Military University: Political Science
- Bethel University of Professional Studies: Healthcare Management
- Bethel University: Business Administration
- East Tennessee State University: Audiology (2)
- East Tennessee State University: Public Health/ Epidemiology (2)
- Emory University : Public Health/ Epidemiology
- Full Sail University: Film Production
- Indiana University: Physician Assistant
- Liberty University: Human Service Counseling
- Lipscomb College of Pharmacy: Pharmacy
- Lipscomb University: Applied Behavioral Analysis
- Lipscomb University: Conflict Management
- Michigan State University: Chemistry
- Middle Tennessee State University: Accounting (4)
- Middle Tennessee State University: Biology
- Middle Tennessee State University: Business Administration
- Middle Tennessee State University: Business Education
- Middle Tennessee State University: Computer Information Systems

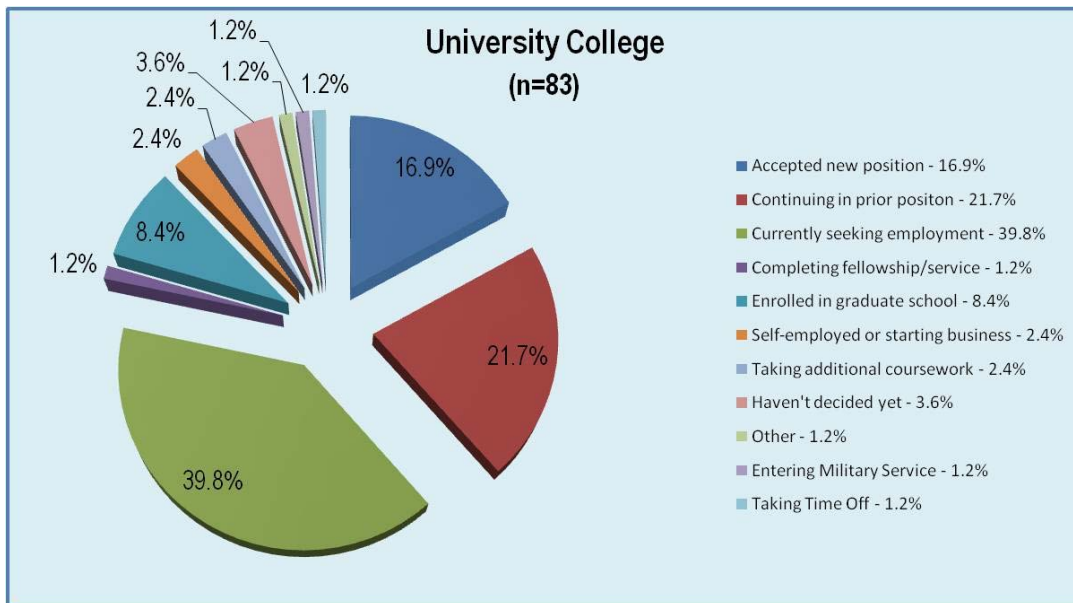
- Middle Tennessee State University: Criminal Justice Administration
- Middle Tennessee State University: Curriculum and Instruction
- Middle Tennessee State University: Economics (3)
- Middle Tennessee State University: Exercise Science
- Middle Tennessee State University: Family Nurse Practitioner (2)
- Middle Tennessee State University: History
- Middle Tennessee State University: Human Resources Leadership
- Middle Tennessee State University: International Affairs - International Development & Globalization (2)
- Middle Tennessee State University: Organizational Leadership
- Middle Tennessee State University: Professional Counseling
- Middle Tennessee State University: Psychology (2)
- Middle Tennessee State University: Public Health
- Middle Tennessee State University: Recording Arts and Technology
- Middle Tennessee State University: School Psychology
- Middle Tennessee State University: Social Work
- Mississippi State University: Applied Anthropology
- Missouri State University: Geospatial Sciences in Geology & Geography
- Nashville School of Law: Law (2)
- Nova Southeastern University: Business Administration - HR Management
- Palo Alto University: Clinical Psychology (2)
- St. Mary's University: Business Administration
- Syracuse University College of Law: Law
- Tennessee State University: Nursing Education
- Tennessee State University: Physical Therapy
- Texas A&M University: Physics - Astronomy
- University of Tennessee - Knoxville: Evaluation, Statistics, & Measurement
- University of Tennessee - Knoxville: Social Work
- University College Dublin : Anglo-Irish Literature and Drama
- University Health Science Center: Speech Pathology
- University of Massachusetts Dartmouth: Fine Arts - Sculpture
- University of Memphis: Journalism
- University of Memphis: Public Health
- University of Mississippi: Physics
- University of Tennessee School of Pharmacy: Pharmacy
- University of Tennessee: Social Work
- Virginia Tech: Industrial Organizational Psychology
- Wake Forest University: Accounting
- Walden University : Healthcare Administration
- Washington University in St. Louis: Molecular Genetics and Genomics

Primary Plans by College

The following is a breakdown of Primary Plans by College for Undergraduate Majors.

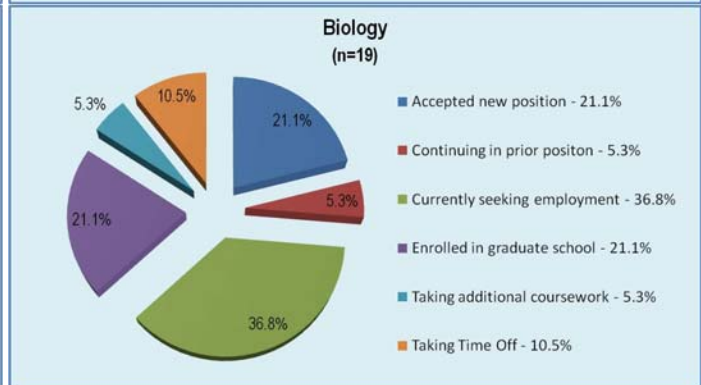
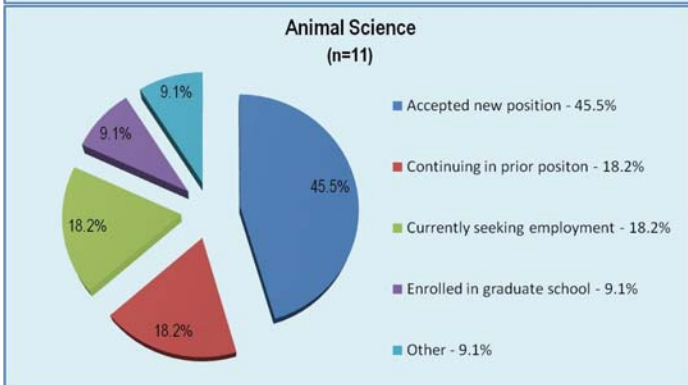
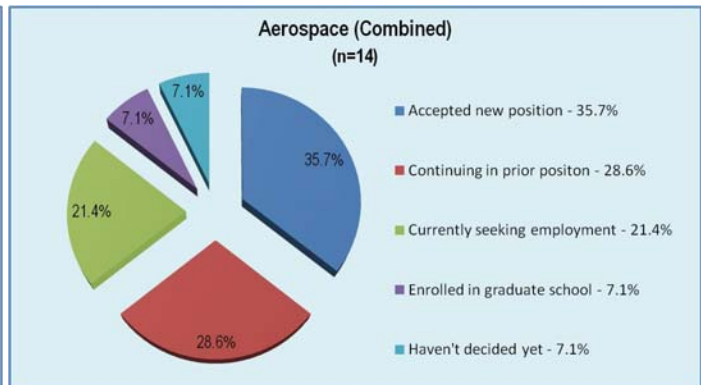
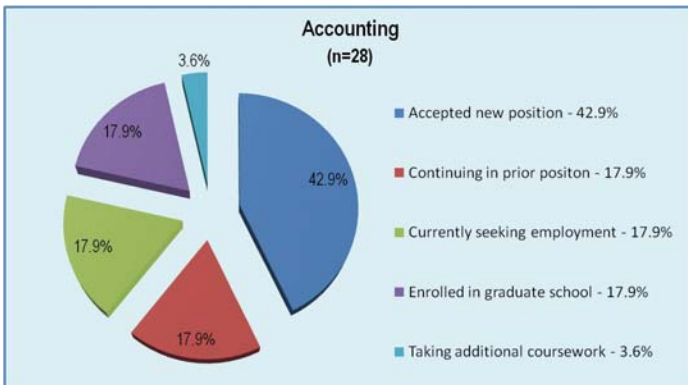


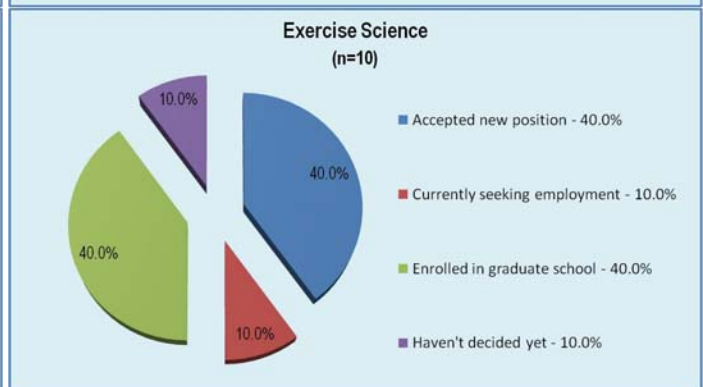
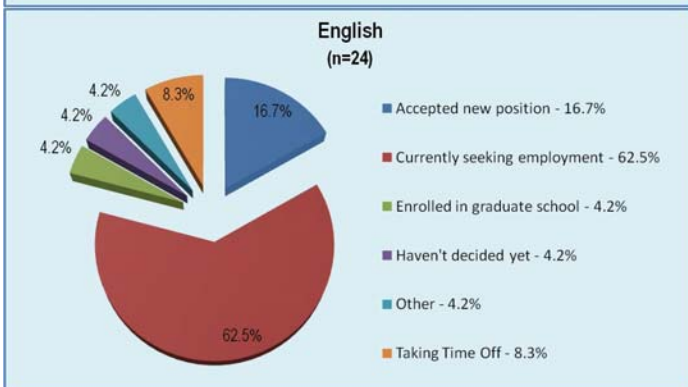
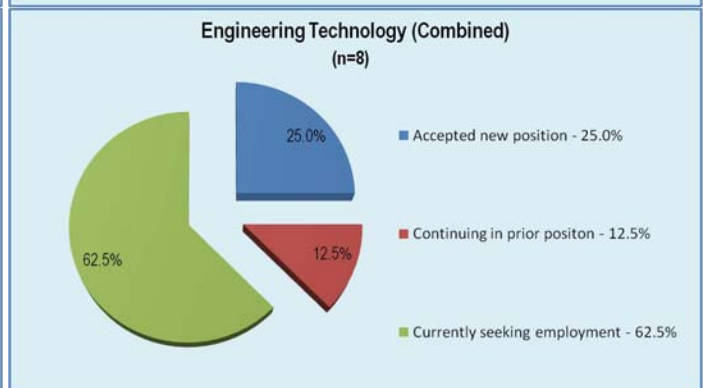
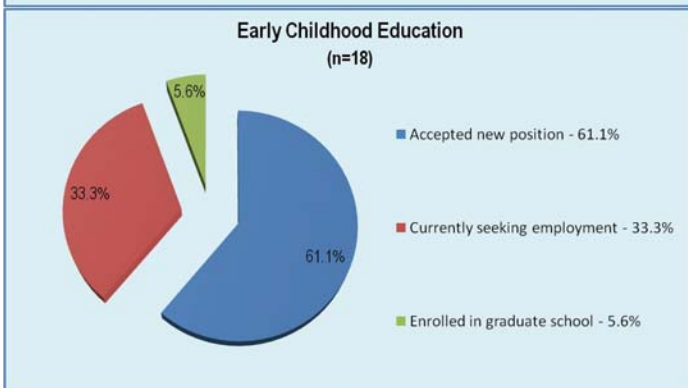
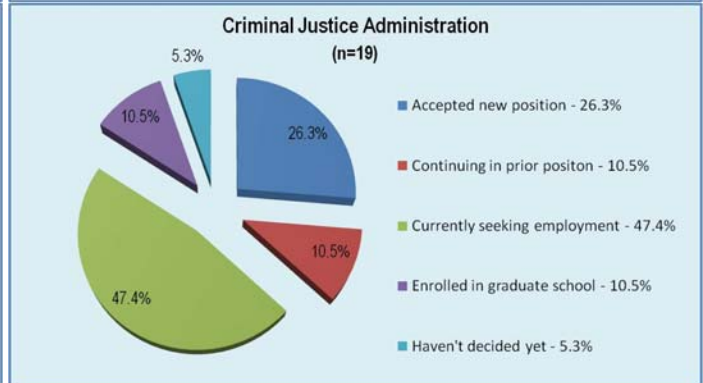
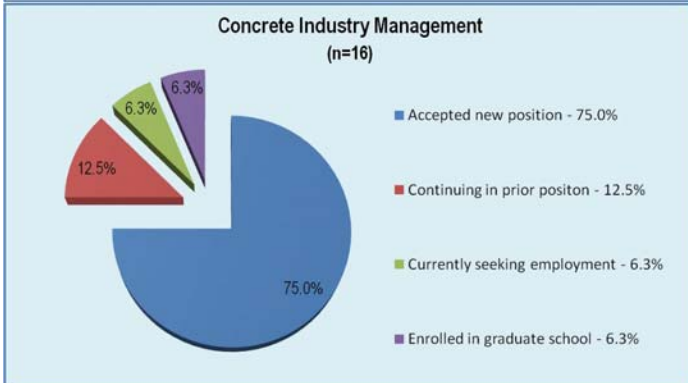
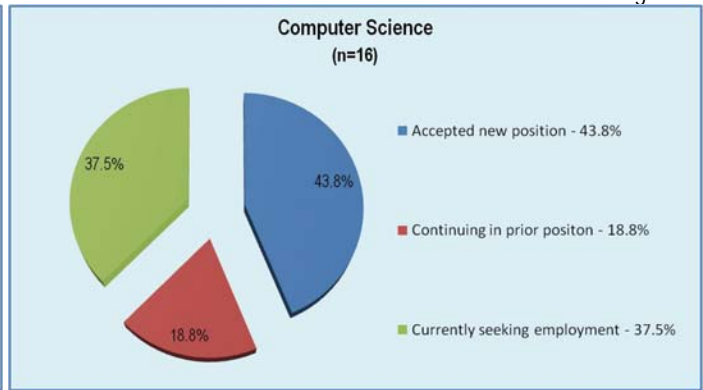
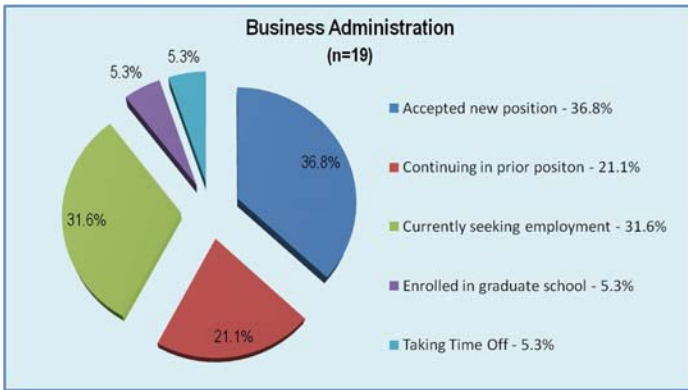


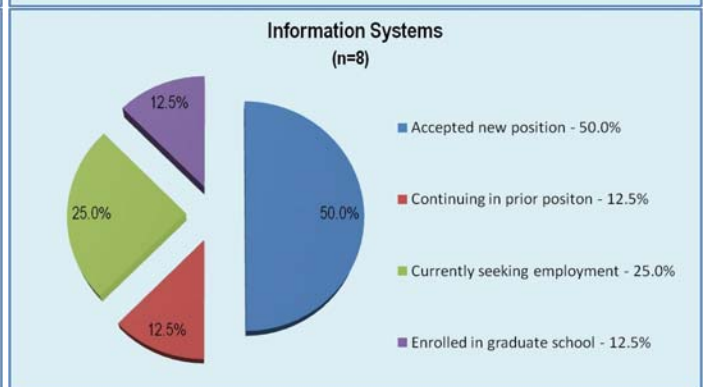
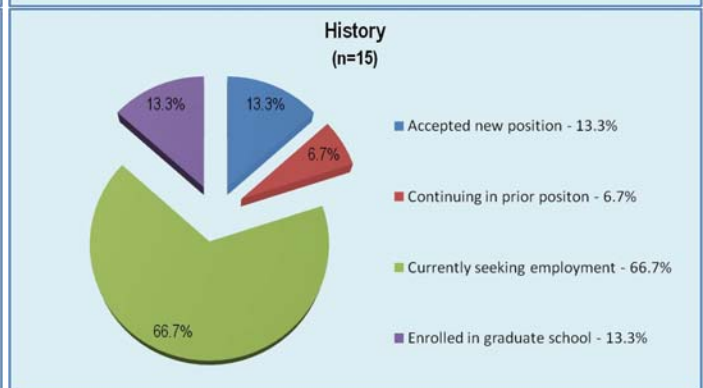
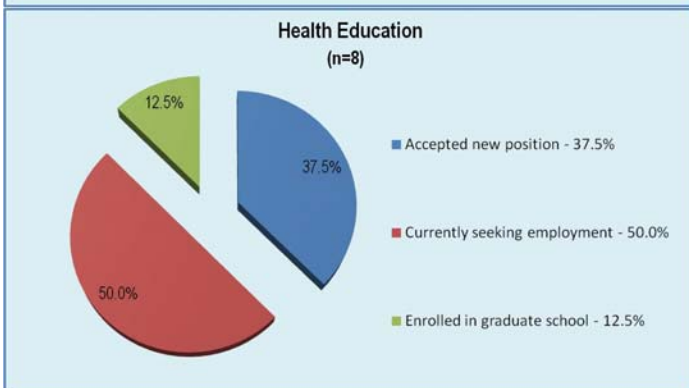
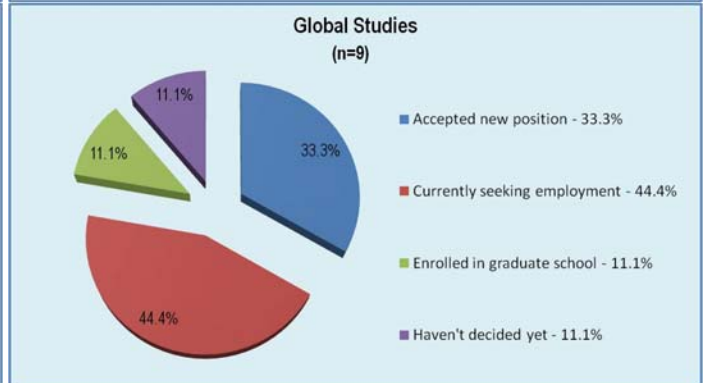
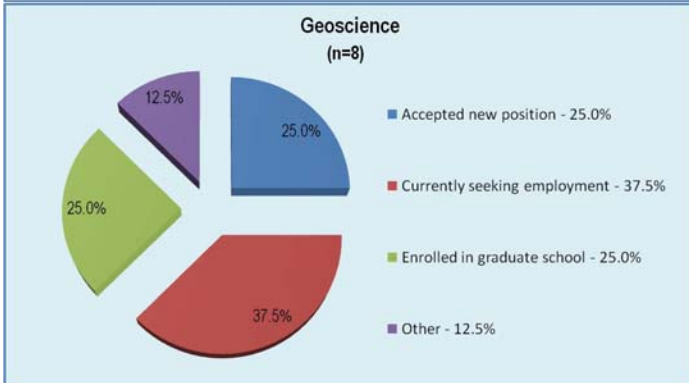
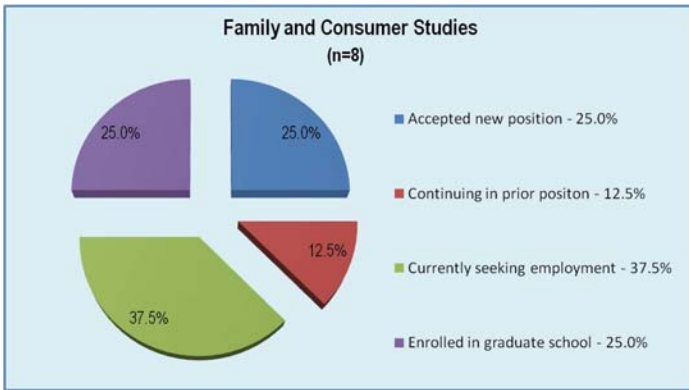


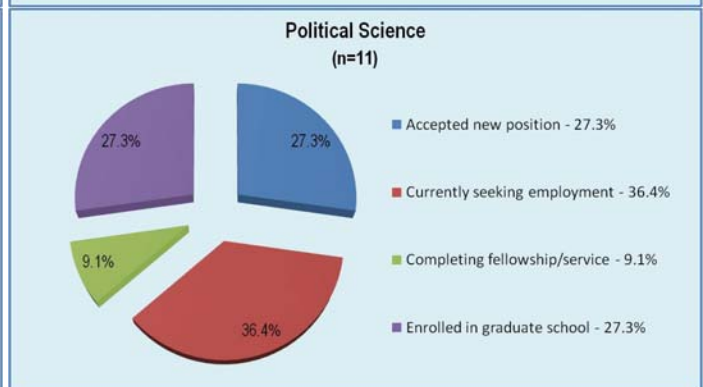
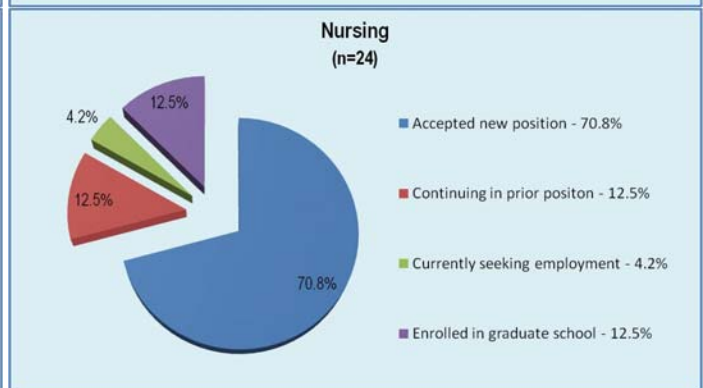
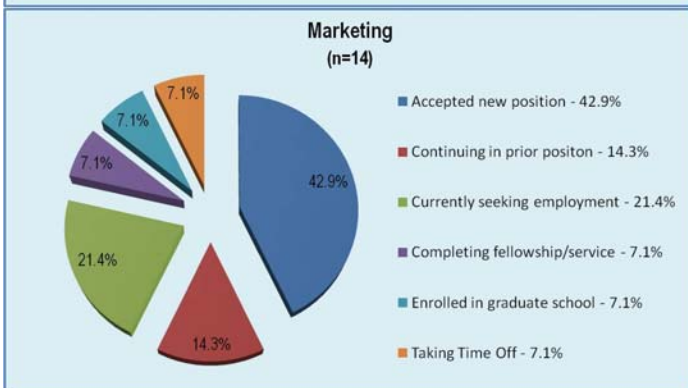
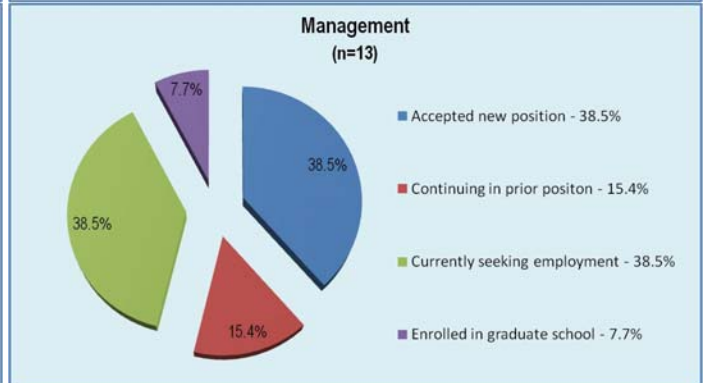
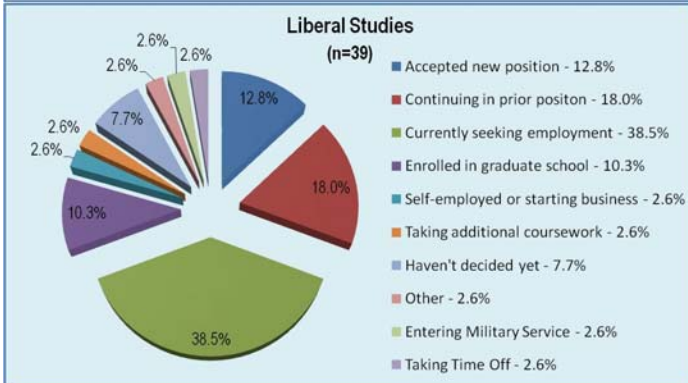
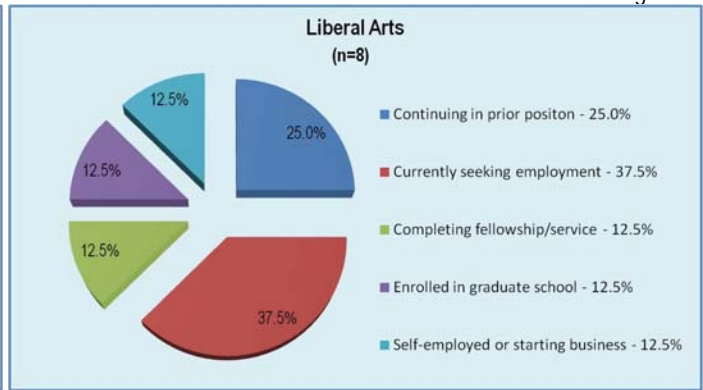
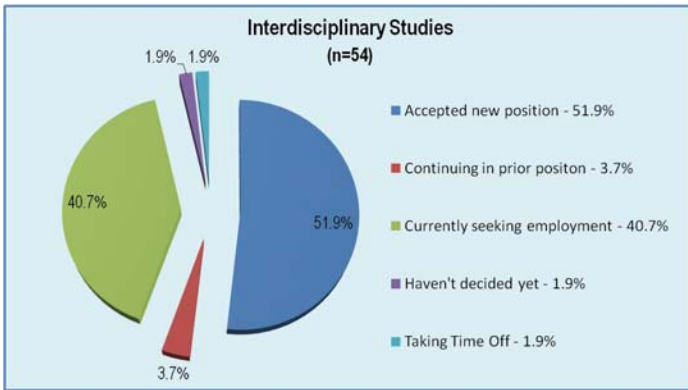
Primary Plans by Major

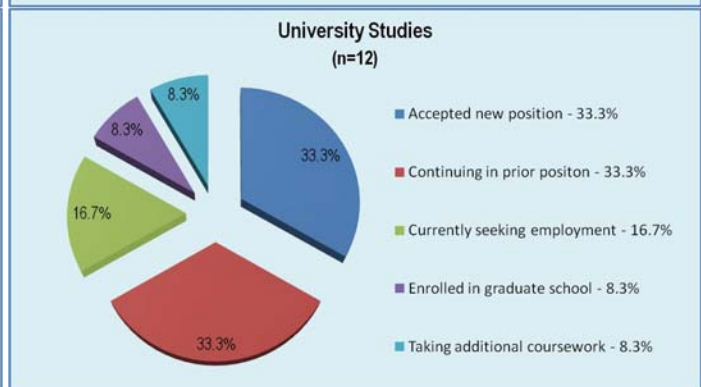
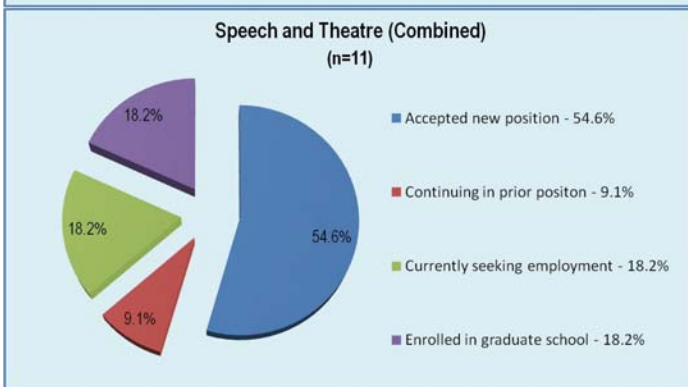
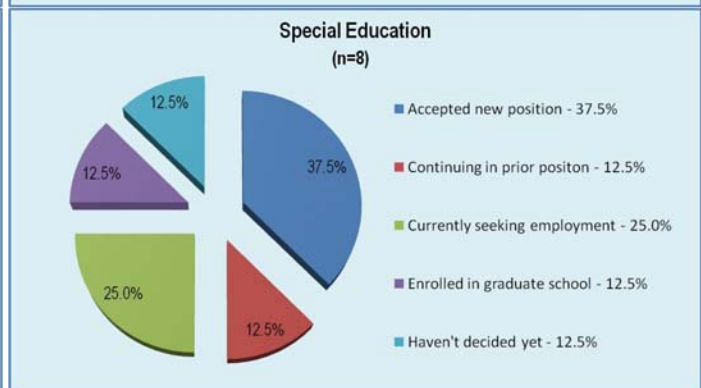
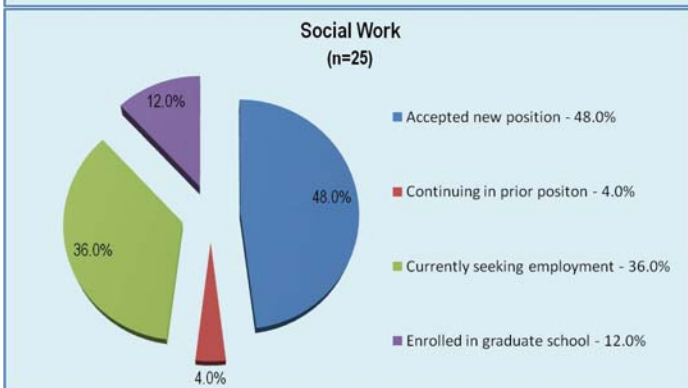
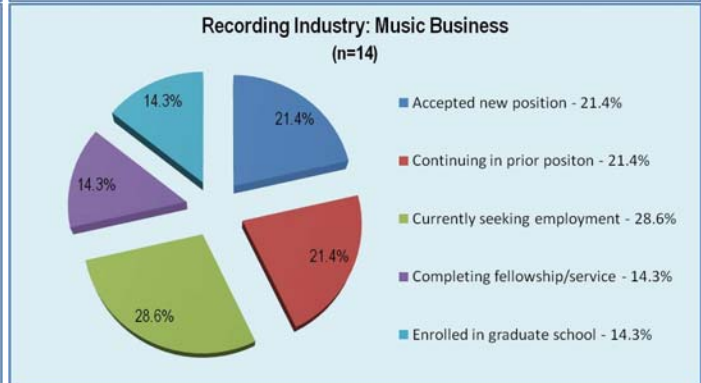
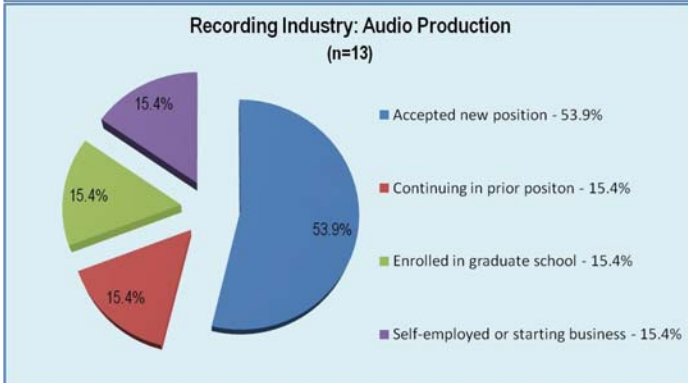
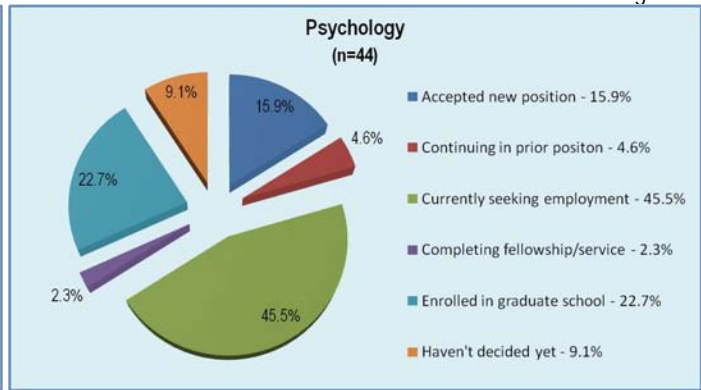
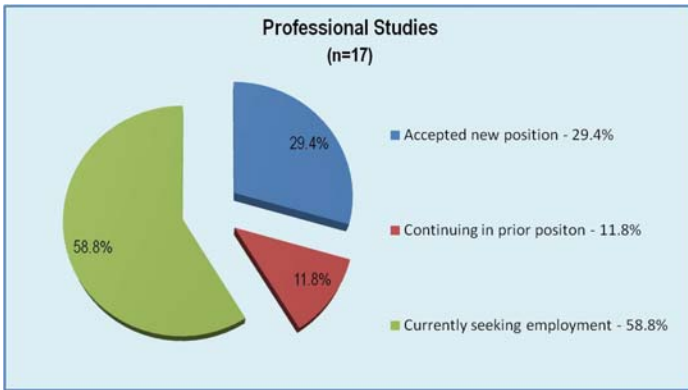
The following is a breakdown of Primary Plans by major for majors with 8 or more responses:











Salary by Major

Of the 229 reporting a Full-Time New Position as a primary plan, 198 reported their salary. The following is a breakdown by major and college for majors with 2 or more salaries reported:

Major: Concentration	College	Number	Mode	Minimum	Midpoint	Maximum	Average
Accounting	BUS	10	\$40,000	\$32,000	\$44,486	\$60,000	\$45,437
Aerospace: Pro Pilot	BAS	3	-	\$15,000	\$30,000	\$42,840	\$29,280
Animal Science	BAS	4	-	\$16,320	\$23,460	\$45,000	\$27,060
Art: Graphic Design	LA	3	-	\$36,500	\$40,000	\$42,000	\$39,500
Biology	BAS	2	-	\$30,000	-	\$50,000	\$40,000
Business Administration	BUS	7	\$50,000	\$22,440	\$38,000	\$50,000	\$37,863
Computer Science	BAS	6	-	\$45,000	\$66,250	\$125,000	\$75,417
Concrete Industry Management	BAS	11	\$50,000	\$20,800	\$50,000	\$60,000	\$43,535
Construction Management	BAS	4	-	\$36,500	\$51,500	\$180,000	\$79,875
Criminal Justice Administration	BHS	3	-	\$29,000	\$33,000	\$35,000	\$32,333
Early Childhood Education	EDU	7	-	\$18,000	\$37,000	\$41,000	\$33,234
English	LA	4	-	\$15,000	\$35,000	\$40,000	\$31,250
Exercise Science	BHS	2	-	\$21,216	-	\$50,000	\$35,608
Finance: Business Finance	BUS	2	-	\$38,000	-	\$65,000	\$51,500
Health Education	BHS	2	-	\$25,000	-	\$32,000	\$28,500
History	LA	2	\$36,000	-	-	-	\$36,000
Industrial Organizational Psychology	BHS	5	-	\$29,000	\$29,976	\$31,200	\$30,004
Information Systems	BUS	4	-	\$18,870	\$54,000	\$66,000	\$48,218
Interdisciplinary Studies	EDU	15	\$38,000	\$28,00	\$36,000	\$41,000	\$35,559
International Relations	LA	2	-	\$20,400	-	\$39,00	\$29,700
Journalism	MC	2	-	\$24,480	-	\$25,000	\$24,740
Leisure Sport and Tourism Studies	BHS	2	-	\$20,500	-	\$36,000	\$28,250
Liberal Studies	UC	5	-	\$23,400	\$41,000	\$125,000	\$60,880
Management	BUS	4	-	\$24,480	\$29,250	\$42,000	\$36,245
Marketing	BUS	5	-	\$14,000	\$34,000	\$60,000	\$34,480
Mass Communication: Electronic Media	MC	2	-	\$28,500	-	\$30,000	\$29,250
Mass Communication: Media Mgmt.	MC	2	-	\$30,000	-	\$40,000	\$35,000
Mass Communication: Public Relations	MC	2	-	\$30,000	-	\$32,000	\$31,000
Mathematics	BAS	2	-	\$36,000	-	\$57,000	\$46,500
Music	LA	3	-	\$36,000	\$41,250	\$43,000	\$40,083
Nursing	BHS	12	\$50,000	\$39,000	\$43,875	\$50,000	\$44,645
Organizational Communications	LA	3	-	\$30,000	\$32,436	\$50,000	\$37,479
Political Science	LA	3	-	\$20,800	\$35,000	\$70,000	\$41,933
Professional Studies	UC	2	-	\$35,000	-	\$42,000	\$38,500
Psychology	BHS	5	-	\$17,850	\$27,000	\$37,000	\$27,570
Recording Industry: Audio Production	MC	2	-	\$32,000	-	\$65,450	\$48,725
Recording Industry: Music Business	MC	3	-	\$21,000	\$30,000	\$33,000	\$28,000
Social Work	BHS	8	\$32,000	\$20,000	\$30,708	\$38,000	\$29,875
Speech and Theatre: Communications Disorders	LA	3	\$33,000	\$33,000	-	\$34,600	\$33,533
University Studies	UC	4	-	\$35,000	\$37,300	\$50,000	\$39,900

Graduate Degree Results

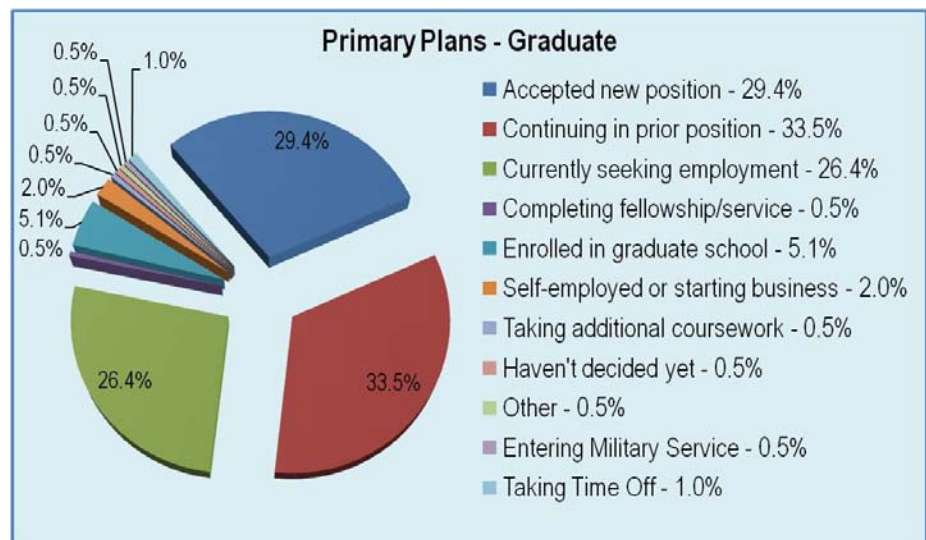
A total of 197 graduate degree majors responded to the survey out of 886 majors for an overall response rate of 22.2%.

College	August Responses	August Grad Majors	August Response Rate	December Responses	December Grad Majors	December Response Rate	May Responses	May Grad Majors	May Response Rate	Total Responses	Total Grad Majors	Total Response Rate
Basic & Applied Sciences	3	33	9.1%	12	50	24.0%	8	36	22.2%	23	119	19.3%
Behavioral & Health Sciences	10	31	32.3%	16	32	50.0%	17	46	37.0%	43	109	39.4%
Business	12	69	17.4%	14	73	19.2%	13	69	18.8%	39	211	18.5%
Education	12	56	21.4%	20	60	33.3%	35	143	24.5%	67	259	25.9%
Liberal Arts	3	13	23.1%	4	17	23.5%	12	30	40.0%	19	60	31.7%
Mass Communication	1	2	0.5%	0	3	0.0%	1	11	9.1%	2	16	12.5%
University College	0	21	0.0%	3	47	6.4%	1	44	2.3%	4	112	3.6%
Total Graduate Majors	41	225	18.2%	69	282	24.5%	87	379	23.0%	197	886	22.2%

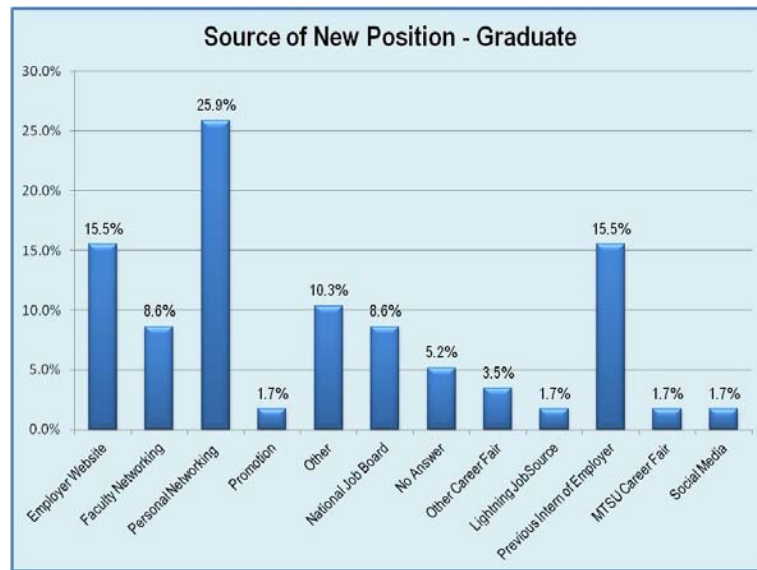
This chart represents the primary plans for the upcoming year for graduate degree recipients.

At the conclusion of the survey period, 26.4% were seeking employment. Only 0.5% Hadn't Decided Yet, and the Other Category was selected by 0.5%.

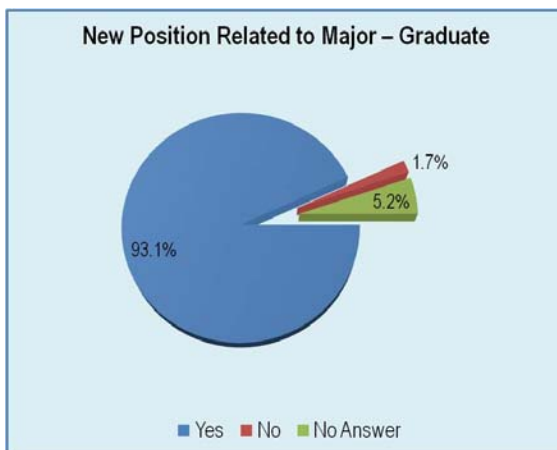
The remaining 72.5% of graduate degree recipients had plans implemented.



The chart to the right illustrates how the new positions were obtained.



The charts below show that 93.1% indicated their new position was related to their major and 86.2% of the positions were full-time.



Employers

Of the 50 reporting a Full-Time New Position as their primary plan, 47 listed the name of their employer:

Employer	Major	Number
Acadia Healthcare	Accounting	1
Applied Health Analytics	Information Systems	1
Bedford County Board of Education	Curriculum and Instruction (Masters - Specialist)	1
Bridgestone-Americas	Accounting	1
Centennial BOCES	Psychology	1
Centerstone	Professional Counseling (Masters)	1
Community Health Systems	Industrial Organizational Psychology	1
Community Health Systems	Leisure and Sport Management (Masters)	1
Dekalb County Board of Education	Curriculum and Instruction (Masters - Specialist)	1
Duval County Board of Education	Curriculum and Instruction (Masters - Specialist)	1
LBMC	Accounting	1
Maple Bear Global School	Curriculum and Instruction (Masters - Specialist)	1
Mars Petcare	Horse Science (Masters)	1
Maury County Board of Education	Professional Counseling	1
McKenzie Medical Center	Nursing	1
Methodist South Hospital	Nursing	1
Metro Nashville Public Schools	Administration and Supervision (Masters - Specialist)	2

Employer	Major	Number
Metro Nashville Public Schools	Curriculum and Instruction (Masters - Specialist)	1
Middle Tennessee State University	Aviation Administration (Masters)	1
Middle Tennessee State University	Business Education	1
Middle Tennessee State University	Public History	1
Mt. Juliet High School	Foreign Languages	1
NASTek	Computer Information Systems	1
Parallon Business Performance Group	Information Systems	1
Rutherford County Board of Education	Curriculum and Instruction (Masters - Specialist)	2
Rutherford County Board of Education	Elementary Education	1
Rutherford County Board of Education	Psychology	1
SCARAB Behavioral Health Services	Psychology	1
SIGMA Actuarial Consulting Inc.	Professional Science (Masters)	1
State of TN	Accounting	1
Stepping Stone Academy	Curriculum and Instruction (Masters - Specialist)	1
Sumner County Board of Education	Professional Counseling (Masters)	1
TDOT	Leisure and Sport Management (Masters)	1
Tennessee Medicine and Pediatrics	Nursing	1
Tennessee State University	Administration and Supervision (Masters - Specialist)	1
The Dow Chemical Company	Molecular Biosciences (Ph.D)	1
UBS	Business Administration	1
University of North Alabama	Exercise Science	1
Vanderbilt Stallworth Rehabilitation Hospital	Nursing	1
Vanderbilt University	Professional Science (Masters)	1
Whitwell Medical Plaza	Nursing	1
Williamson County Board of Education	Administration and Supervision (Masters - Specialist)	1
Willis Group	Administration and Supervision (Masters - Specialist)	1
Wilson County Board of Education	Administration and Supervision (Masters - Specialist)	1
Wilson County Board of Education	School Counseling	1
Total New Employment Acceptances		48

Location

Of the 50 reporting a Full-Time New Position as their primary plan, 47 listed the location of their employment:

Brentwood, TN	Gallatin, TN (2)	Memphis, TN	Shelbyville, TN
Chattanooga, TN	Greeley, CO	Midland, MI	Smithville, TN
Columbia, TN	Jacksonville, FL	Mt. Juliet, TN (2)	Smyrna, TN (2)
Florence, AL	Lebanon, TN	Murfreesboro, TN (7)	South Korea
Franklin, TN (6)	McKenzie, TN	Nashville, TN (14)	Whitwell, TN

Salary Averages

Of the 50 reporting a Full-Time New Position as a primary plan, 44 reported their salary.

- Range: \$15,000 to \$120,000
- Average: \$50,059
- Median: \$42,750
- Mode: \$40,000

Salary Breakdown by Major

Of the 50 reporting a Full-Time New Position as a primary plan, 44 reported their salary. The following is a breakdown by major and college for majors with 2 or more salaries reported:

Major: Concentration	College	Number	Mode	Minimum	Midpoint	Maximum	Average
Accounting	BUS	4	\$50,000	\$43,500	\$50,000	\$51,000	\$48,625
Administration and Supervision	EDU	5	-	\$36,000	\$50,000	\$70,000	\$52,600
Curriculum and Instruction	EDU	8	-	\$15,000	\$38,250	\$42,000	\$33,938
Information Systems	BUS	2	-	\$41,208	-	\$50,000	\$45,604
Leisure and Sport Management	BHS	2	-	\$29,976	-	\$50,000	\$39,988
Nursing	BHS	5	-	\$68,000	\$80,000	\$120,000	\$86,720
Professional Counseling	EDU	2	\$38,000	-	-	-	\$38,000
Psychology	BHS	3	-	\$40,000	\$46,000	\$46,811	\$44,270

Primary Plans by College

The following is a breakdown of Primary Plans by College for Graduate Majors.

